GENERAL USAGE

HOW TO USE PRODUCT GUIDE

AK interactive

AK 088
WORN EFFECTS

You can´t beat the original. Our Worn Effects fluid is tried, true and consistent. An acrylic product that can effectively eliminate the need for hairspray which yields inconsistent results due to different chemical make-ups, formulations and properties from one brand to another. One major advantage of choosing our chipping fluid instead of hairspray is having the ability to alter the intensity of your chips by using

"Heavy Chipping" for large chips and "Worn Effects" for the more subtle chips and scratches. Now tell me what can of hairspray can do that? Hairspray gives you no control while AK Chipping Fluids can be applied by brush or airbrush.



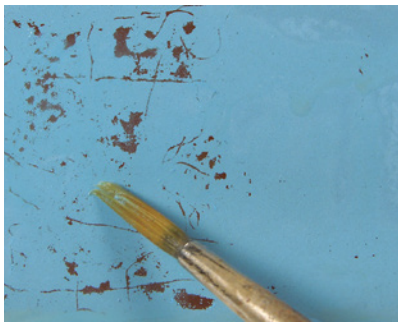



With lighter rust colors and a small piece of foam apply the paint to create a dots to generate some texture.

We add some more dots with the lighter rust color of the set and stick technique.

Airbrush the product directly from the jar. If needed, give a couple of coats allowing to dry between them. The product dries in very few minutes.

Aribrush with the chosen base color.

Once the base color is dry, moisten the surface with water making the chipping color jumps and lets see the color beneath it. For this operation we can use different types of brushes and useful as toothpicks, needles, etc.. Each generates a different kind of chips and paint damage.

Another of its main applications are the winter camouflages.