GENERAL USAGE

HOW TO USE PRODUCT GUIDE

AK 186
PAINT STRIPPER

The definitive liquid to completely or selectively strip the paint from models or figures without damaging the plastic, resin or white metal.

Wet the toothbrush with Paint Stripper and start rubbing the surface.

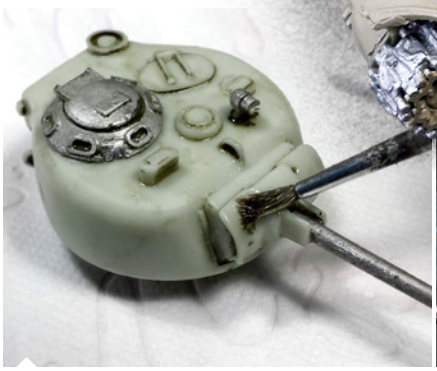

With a finer brush you can emphasize areas where the toothbrush did not reach.



Final result of the turret.



Start the same process with the hull. It is VERY IMPORTANT to soak the toothbrush in soap to start cleaning.



Don't forget to rub it over the desired areas and use a finer brush for the more complicated areas.



The product excess can be removed with a napkin.

You can see the final result how the Paint Stripper has removed all the paint and now is ready for the second round.