INSTRUCTION MANUAL

1/10TH SCALE 4WD ELECTRIC POWER RADIO CONTROLLED VEHICLES

Number	Description
A1	EP On-road Car
A2	PRO.EP On-road Car
B1	EP Off-road Buggy
B2	PRO.EP Off-road Buggy
C1	EP Off-road Truck/Wecker/Army/Jeep
C2	PRO.EP off-road Truck
D	EPOff-road Truggy
E	EP On-road Drift Car
F	Extra length EP Off-road Truggy
G	EP Off-road ATV

In order to understand our company products more expedier tly,please check it according to the part number.

Electric power models went quite popular nowadays and attracted more and more operators. We manufactured a series of 1/10 electric power models and many high quality aluminum parts.

Notes:

- Read and understand the instructions carefully before operating or assembling your racing model.
- Specifications are subject to change without prior notice, and actual received model may vary from the images and/or descriptions in this manual.

NEW

ROHS

1/10th scale EP on-road touring car

Length	Width	Height	Wheel base	Gear ratio	Ground clearance	Diameter Of Wheel	Width Of Wheel	Motor
360mm	200mm	112mm	260mm	6.52:1	4.5mm	65mm	26mm	RC 540



A1

For performance improvement, specifications are subject to change without notice in advance.

1/10th scale PRO.EP on-road touring car

Length	Width	Height	Wheel base	Gear ratio	Ground clearance	Diameter Of Wheel	Width Of Wheel	Motor
400mm	380mm	112mm	260mm	6.52:1	4.5mm	65mm	26mm	RC 540



A2

For performance improvement, specifications are subject to change without notice in advance.

1/10th scale EP off-road buggy

Length	Width	Height	Wheel base	Gear ratio	Ground clearance	Diameter Of Wheel	Width Of Wheel	Motor
400mm	250mm	160mm	275mm	8.133:1	26mm	86mm	32mm(F) 40mm(R)	RC 540

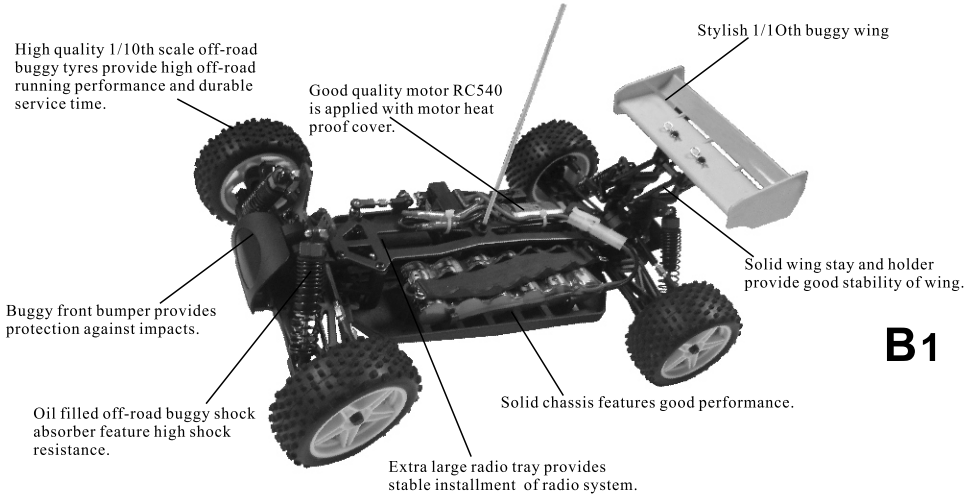

B1

For performance improvement, specifications are subject to change without notice in advance.

1/10th scale PRO.EP off-road buggy

Length	Width	Height	Wheel base	Gear ratio	Ground clearance	Diameter Of Wheel	Width Of Wheel	Motor
400mm	250mm	160mm	275mm	8.133:1	26mm	86mm	32mm(F) 40mm(R)	RC 540



B2

For performance improvement, specifications are subject to change without notice in advance.

1/10th scale EP off-road truck/wecker/army/jeep

Length	Width	Height	Wheel base	Gear ratio	Ground clearance	Diameter Of Wheel	Width Of Wheel	Motor
400mm	310mm	185mm	275mm	11:1	30mm	118mm	52mm	RC 540

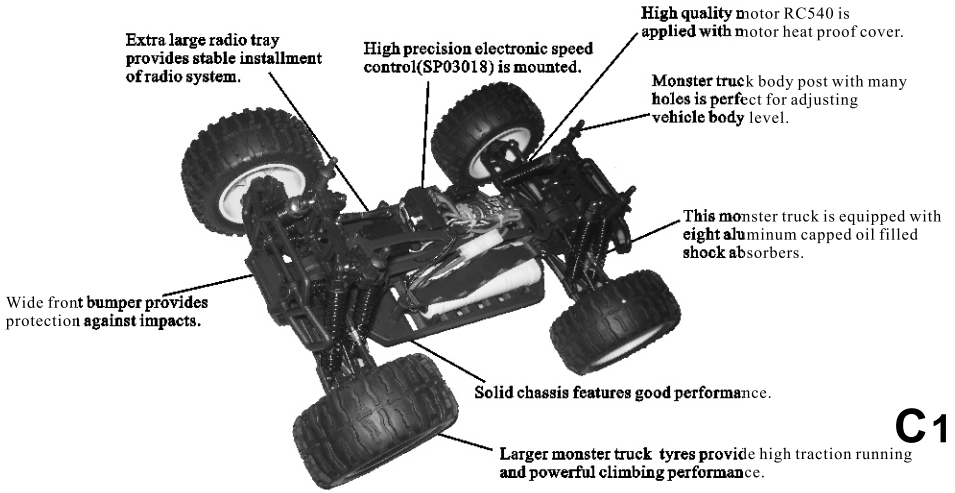

For performance improvement, specifications are subject to change without notice in advance.

1/10th scale PRO.EP off-road truck

Length	Width	Height	Wheel base	Gear ratio	Ground clearance	Diameter Of Wheel	Width Of Wheel	Motor
400mm	300mm	160mm	275mm	11:1	35mm	105mm	60mm	RC 540

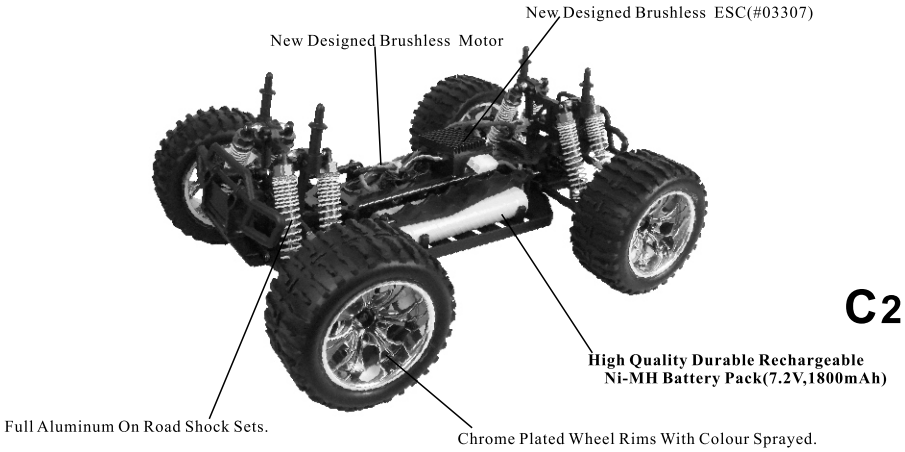

For performance improvement, specifications are subject to change without notice in advance.

1/10th scale EP off-road truggy

Length	Width	Height	Wheel base	Gear ratio	Ground clearance	Diameter Of Wheel	Width Of Wheel	Motor
400mm	300mm	160mm	275mm	10.3:1	35mm	105mm	60mm	RC 540

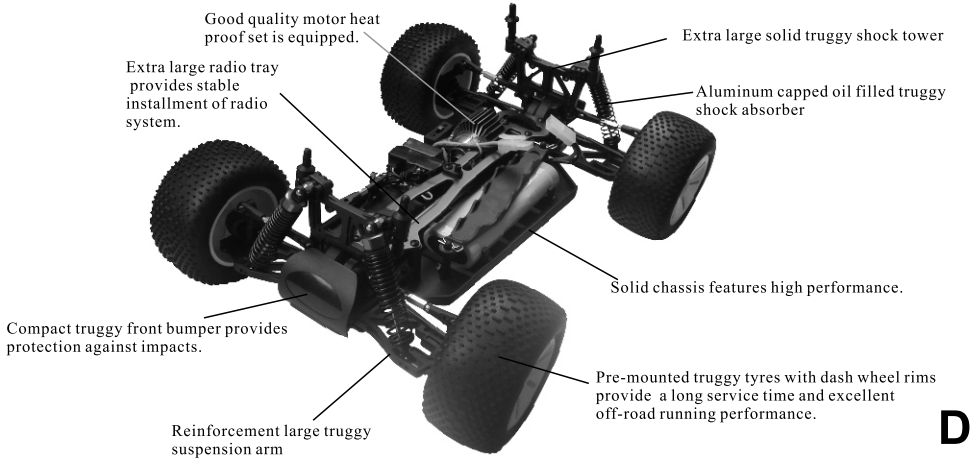

For performance improvement, specifications are subject to change without notice in advance.

1/10th scale EP on-road drift car

Length	Width	Height	Wheel base	Gear ratio	Ground clearance	Diameter Of Wheel	Width Of Wheel	Motor
360mm	200mm	112mm	260mm	6.52:1	4.5mm	65mm	26mm	RC 540

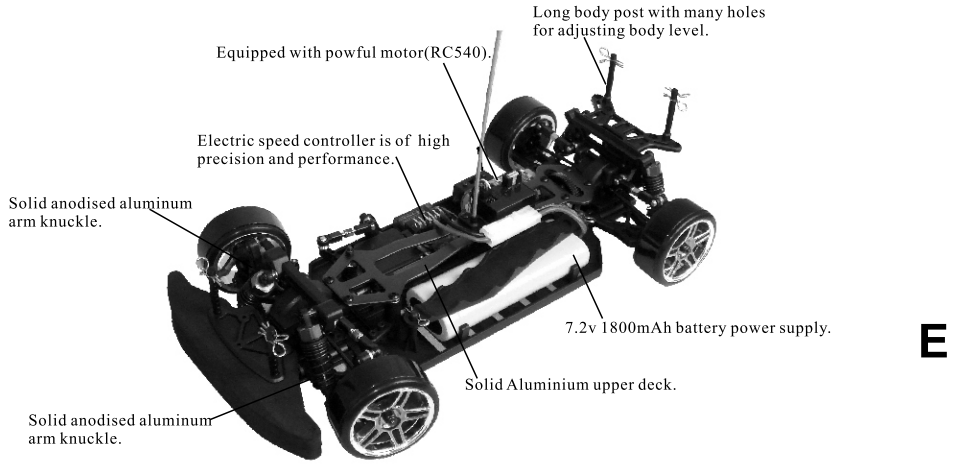

For performance improvement, specifications are subject to change without notice in advance.

1/10th scale Extra length EP off-road truggy

Length	Width	Height	Wheel base	Gear ratio	Ground clearance	Diameter Of Wheel	Width Of Wheel	Motor
400mm	320mm	160mm	275mm	8.133:1	26mm	86mm	32mm(F) 40mm(R)	RC 540

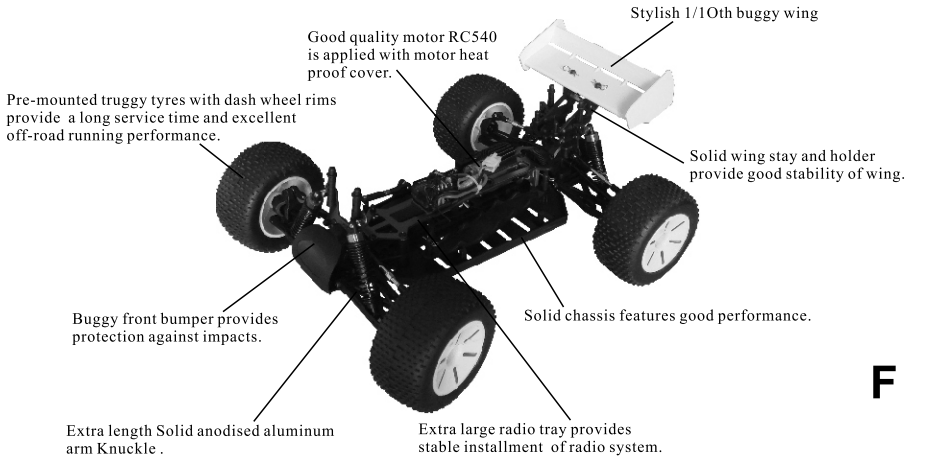

F

For performance improvement, specifications are subject to change without notice in advance.

1/10th scale off -road ATV

Length	Width	Height	Wheel base	Gear ratio	Ground clearance	Diameter Of Wheel	Width Of Wheel	Motor
400mm	300mm	160mm (Body excluded)	275mm	10.3:1	35mm	105mm	60mm	RC 540

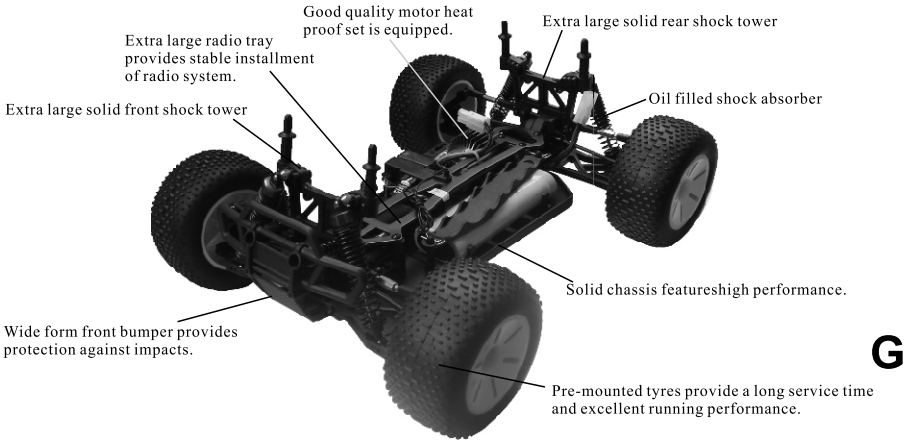

G

For performance improvement, specifications are subject to change without notice in advance.

Body Required:

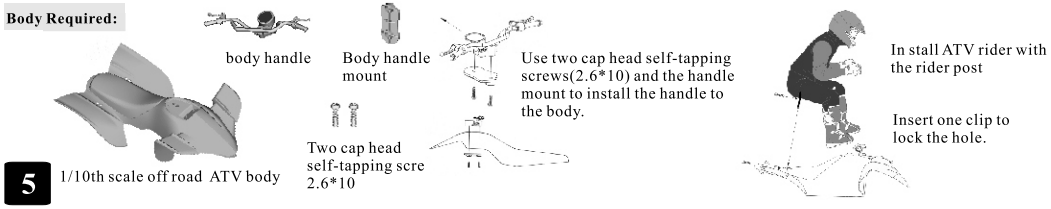

NOTICE FOR ASSEMBLY

Additional Items Needed For Running Your Model

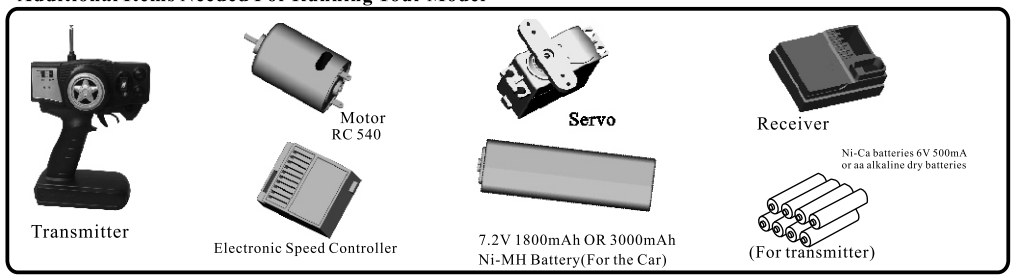

The following items , not included in the kit unless specified, are required for assembling your model.
These items are available in local hobby shops.
Read and understand all instructions carefully before assembling your vehicle.

Tools Needed To Maintain Your Model

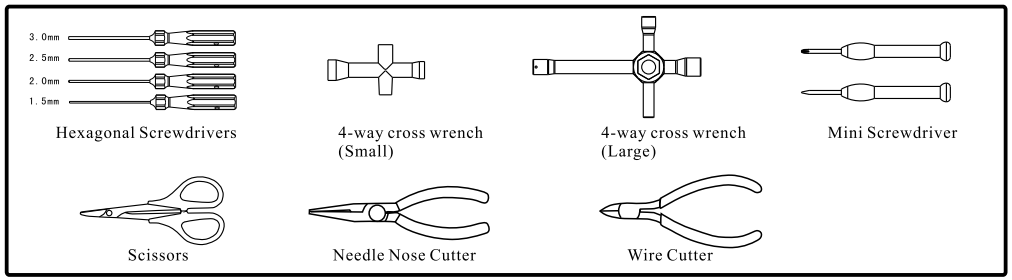

Use of the transmitter to control your EP vehicle...

This new kind of transmitter is recommended to 1/10th scale EP vehicles.
Please install eight "AA" batteries to the transmitter.

Slide the battery cover to open the battery compartment.

Replace the battery cover after eight AA batteries are installed.

Battery Precautions:

1.In order to maintain good performance ,we warmly recommend you to use the 1.5V alkaline batteries instead of the 1.2 V chargeable batteries.
2.The batteries may leak in the event that they are installed with wrong polarities.
3.Do not use batteries of different types.
4.Do not mix the old and new batteries.
5.Do not leave batteries if not in use for a long period.
6. Please replace batteries when power indicators are weak.

Function Switches On This Transmitter



1.Throttle Reverse Switch
2.Steering Reverse Switch
3.Control Wheel
4.Steering Trim
5.Throttle Trim
6.Trigger
7.Crystal(To change please pull out)
8.Power Indicators
9.Trigger Setup Trim
10.Power Switch

How to drive forward, stop(break), and backward

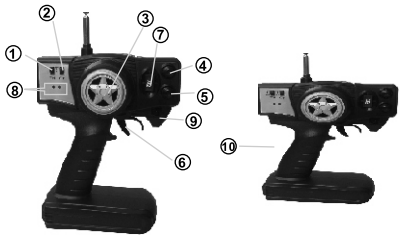

1.Throttle Reverse Switch
2.Steering Reverse Switch
3.Control Wheel
4.Steering Trim
5.Throttle Trim
6.Trigger
7.Crystal(To change please pull out)
8.Power Indicators
9.Trigger Setup Trim
10.Power Switch

1. Trigger at the neutral position

2. Pull the trigger inward to drive the car forward.

3. Release the trigger back to neutral position to slow down the car.

4. Push the trigger outward to stop the car immediately completely (breaking)

5. Release the trigger back to the neutral position again (required step to activate the backward feature on the ESC)

6. Push the trigger outward again to drive the car backward.

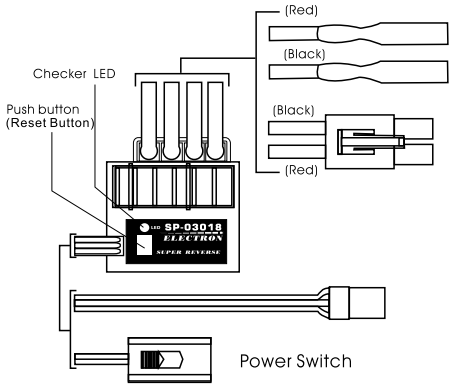

ESC Reset:
If the Sp03018 LED blinks rapidly, this indicates the ESC is in safe mode. Hold the Reset button on the ESC for 8 seconds until the LED blinks slowly, then power off and on the power switch to restart the system.
The ESC will be in safe mode in the following situations:
1. Out of the remote control range
2. Extra low/high voltage level from the power system is detected
3. External interference signal is detected.

1. Charge the battery for 8-10 hours for the first time usage. Do not charge the battery unattended.
2. When the car is blocked, do not continue to pull/push the trigger, this will cause the ESC to overheat and damage the ESC.

Warning:

If you are novice operator,we recommend you are use R/C Simulator set designed by our company to familiar with operation as soon as possible.

Transmitter: 94129

Simulator Set Connector

MiNi-Transmitter: 94130

VIDEO R/C SIMULATOR SET

Minimum system requirements:
- Windows 2000 or XP
- Processor with 1 GHz or better
- 128 MB RAM
- Graphics card with hardware T&L e.g. GeForce 3, Radeon 9000 or similar
- Monitor resolution 1024x768 pixels
- Game-port
- 56Kbps dial-up Internet connection

Recommended system requirements:
- Windows XP
- Processor with 2 GHz or better
- 512 MB RAM
- Graphics card with hardware T&L e.g. GeForce FX5600, Radeon 9800 or similar
- Monitor resolution 1280x1024 pixels
- USB port
- ADSL, DSL or cable Internet connection

One CD disc (FREE OF CHARGE):

It contains the installation program for the game.

Warning:
1. The CD is free of charge and can not be sold in any public commercial use.
1. The copyright is not owned by us.
2. To reduce the risk of being accused of a tort, we strongly recommend you to directly download the software program on the website (www.virtualrc.com)

Transmitter Trigger

- Pull trigger back to permit your vehicle going forward.
- Push trigger forward to brake your vehicle.
- Trigger Setup Trim is often used to adjust the value of trigger movement.

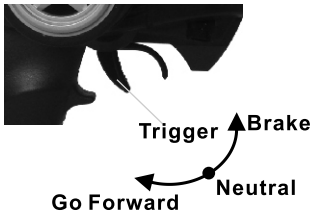

Transmitter Control Wheel

- To turn your vehicle to the left or right.

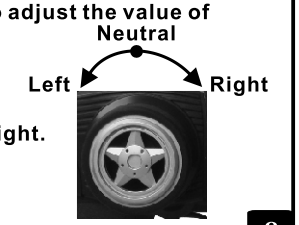

02002-Shock absorber 2pcs	02003-Front dog bones Hole track:55mm Total length:61mm 2pcs	02003T- Rear dog bones Hole track:54.5mm Total length:60mm 2pcs	02005-Rear bumper
02007-Rear lower suspension arm 2pcs	02008-Front lower suspension arm 2pcs	02009- Front Bumper Upper Cover	02010- Body post 4pcs
02012-Front/rear link Servo link 2pcs	02013- Rear upright+ set screw 2pcs	02014- Steering hub 2pcs	02015- Front hub Carrier 2pcs
02016-Universal joint Cup B 2pcs	02017- Suspension arm reinforcement brace 2pcs	02021-Rear arm holder	02022-Front arm holder
02025E-Steering set A	02029- Crown gear	02030- Drive pinion complete	02032-Universal joint Cup C 2pcs
02033-Wheel axle 2pcs	02035-Front shock tower	02036-Front suspension arm pin A 2pcs	02037-E-clip 12pcs (Φ7. Φ4.Φ2.5.Φ2.3)

on-road (**A1**) /PRO.on-road (**A2**) /on-road drift car (**E**)-common Parts

02038-Ball head screw 6pcs	02039-Differential Box +Seals+washers 2pcs	02042-Rear shock tower	02051-Gear box
02052-Front bumper foam	02053-Body clip 8pcs	02055-Nylon locknut M4	02057- Antenna Pipe 4pcs
02061-Rear lower arm round pin B 2pcs	02062-Front lower arm round pin B 2pcs	02063-Rear suspension arm pin A 2pcs	02064-Rear body post plate
02066- Diff. Pinions/Pin	02071-Receiver	02372-Servo Arm 2P	02073-Servo
02074-Steering ackerman joint	02075- Steering set B	02077- Front bumper plate	02078-O-Ring 12pcs
02079-Oil bearing Φ15*Φ10*4- 6pcs	02080-Oil bearing Φ5*Φ10*4- 8pcs	02081- Round head screw 3*8 6P	02082- Round head self-tapping screw 3*10 10P

02083- Round head screw 3*12 6P	02084- Round head screw 3*18 4P	02085- Round head screw 2*8 8P	02086- Round head screw 2*10 10P
02087- Countersunk cross head self-tapping screw 3*10 15P	02088- Countersunk cross head self-tapping screw 3*14 13P	02089- Countersunk cross head self-tapping screw 3*15 9P	02092-ISO 3*10 Screw 8pcs
02093- Cap head screw M3*10 10P	02096- Round head screw M3*10 6P	02098- Grub screw M3*4 8P	02099- Grub screw M4*4 10P
02100- Wheel Hex. 8pcs	02101-Steering bushing 12pcs	02102-M3 nylon lock nut 6pcs	02103- Zip tie
02113-Sealed wheel rim	02116-Tyre	02117- Sealed wheel Complete	03001- Chassis
03002- Radio tray	03003- Center dogbone	03004- Diff.main gear (58T)	03005-Motor gear(26T)

on-road (**A1**) /PRO.on-road (**A2**) /on-road drift car (**E**)-common Parts

03006- Antenna mount	03007- Motor Mount	03008- Switch cover	03009-Battery cover post
03010-Battery Cover	03011-Motor RC(540)	03018 Electronic speed controller	03013-Radio tray mount
03014-Battery (7.2v 1800mAh)	03015-Drive gear shaft +E-clips	02138-Ball Bearing Φ15*Φ10*4 6P	02139-Ball Bearing Φ10*Φ5*4 8P

PRO.EP on-road car(**A2**)-Spare Parts

102004-Aluminum Shock Absorber 2P	107051-Brushless Motor KV:3300 Taiwan	107052T- Brushless Electronic Speed Control Output:75A Taiwan	02228PL (Gold) 02228PB (Blue) Chrome Plated Spoke Rim With Sprayed 2P	102048-Aluminum Nut M3 8P
102049-Aluminum Nut M4 4P	102068- Wheel Mount Ball Bearings Complete Φ10*Φ5*4 Φ15*Φ10*4	28446-Brushless Motor KV:5000 Taiwan		

EP on-road drift car(**E**)-Spare Parts

02228PL (Gold) 02228PB (Blue) Chrome Plated Spoke Rim With Sprayed 2P	09001- Tyre 2P	07003- Drift Wheels Complete 2P Blue/Gold/Green/Purple Spoke Rim Available		

102015-Universal Drive Joint 2P	102004-Aluminum Shock Absorber 2P	102042-Aluminum Wheel Hex. Mount 4P	102037-Aluminum Body Post 4P	102010-Aluminum Front Hub Carrier (L/R)
102011-Aluminum Steering Hub(L/R)	102012-Aluminum Rear Hub Carrier (L/R)	102017-Aluminum Front/rear & Servo Link 2P	102023-Aluminum Rear Shock Tower	102019-Aluminum Front Lower Arm 2P
102021-Aluminum Rear Lower Arm 2P	102022-Aluminum Front Shock Tower	102048-Aluminum Nut M3 8P	102049-Aluminum Nut M4 4P	107050-Battery pack (7.2V,3000mAh)
107051-Brushless Motor KV:3300 Taiwan	107052T- Brushless Electronic Speed Control Output:75A Taiwan	02228PL (Gold) 02228PB (Blue) Chrome Plated Spoke Rim With Sprayed 2P	102040-Aluminum Ackerman Plate	103071-Lightweight Motor Mount ★
102060-Aluminum Front Gear Box Mount	102061-Aluminum Rear Gear Box Mount	102058-Aluminum Front Bumper Upper Plate	103001T-Carbon Fibre Chassis ★	103002T-Carbon Fibre Radio Tray ★
103027-Front/Rear Suspension Brace(Al.) ★	103022T-Carbon Fibre Front Shock ★	103023T-Carbon Fibre Rear Shock ★	03320- Fan-for ESC	28421-Lithium rechargeable battery (11.1V, 2200mAh) ★ 28424-Lithium rechargeable battery (7.4V, 2200mAh)
28446- Motor RC(550) ★ Taiwan	03028- Fail Safe Taiwan	28435-Electronic speed controller 20T Taiwan	28437-Electronic speed controller 15T Taiwan	28430-Lithium battery Charger Taiwan

The actual received parts may vary from the images!
Optional parts are subject to change without prior notice.

The images with ★ are still undeveloped and will come in near future.

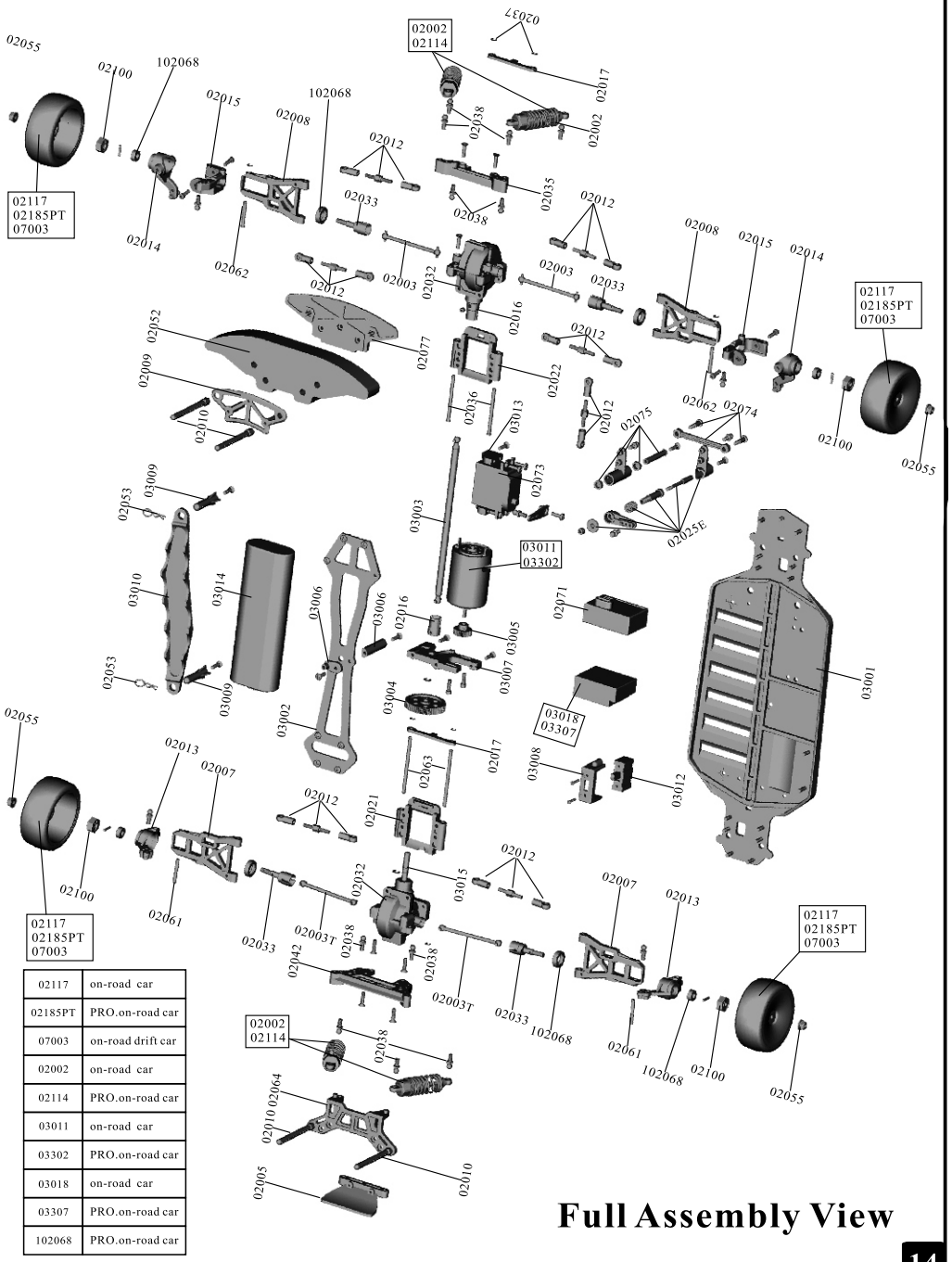

02117	on-road car
02185PT	PRO.on-road car
07003	on-road drift car
02002	on-road car
02114	PRO.on-road car
03011	on-road car
03302	PRO.on-road car
03018	on-road car
03307	PRO.on-road car
102068	PRO.on-road car

Full Assembly View