SGS-CSTC Standards Technical Services Co., Ltd.
Shenzhen Branch

No. 1 Workshop, M-10, Middle section, Science & Technology Park,
Shenzhen, Guangdong, China 518057

Telephone: +86 (0) 755 2601 2053
Fax: +86 (0) 755 2671 0594
Email: ee.shenzhen@sgs.com

TEST REPORT

Application No.:	SZEM1707007840CR
Applicant:	WL Intelligent Technology Co., Ltd
Address of Applicant:	D Zone, XieHe Industrial Park, LaiMei Road, ChengHai District, Shantou City, GuangDong Province, China (Mainland)
Manufacturer/ Factory:	WL Intelligent Technology Co., Ltd
Address of Manufacturer/ Factory:	D Zone, XieHe Industrial Park, LaiMei Road, ChengHai District, Shantou City, GuangDong Province, China (Mainland)
Equipment Under Test (EUT):	
EUT Name:	R/C CAR SERIES
Model No.:	Please refer to section 2 ♣
♣	Please refer to section 2 of this report which indicates which model was actually tested and which were electrically identical.
Standards:	EN 300 440 V2.1.1
Date of Receipt:	2017-07-25
Date of Test:	2017-07-29 to 2017-08-07
Date of Issue:	2017-08-10
Test Result :	**Pass***

* In the configuration tested, the EUT complied with the standards specified above.

.

The CE mark as shown below can be used, under the responsibility of the manufacturer, after completion of an EU Declaration of Conformity and compliance with all relevant EU Directives.

Jack Zhang
EMC Laboratory Manager

The manufacturer should ensure that all products in series production are in conformity with the product sample detailed in this report.
If the product in this report is used in any configuration other than that detailed in the report, the manufacturer must ensure the new system complies with all relevant standards. Any mention of SGS International Electrical Approvals or testing done by SGS International Electrical Approvals in connection with, distribution or use of the product described in this report must be approved by SGS International Electrical Approvals in writing.

This document is issued by the Company subject to its General Conditions of Service printed overleaf, available on request or accessible at http://www.sgs.com/en/Terms-and-Conditions.aspx and, for electronic format documents, subject to Terms and Conditions for Electronic Documents at http://www.sgs.com/en/Terms-and-Conditions/Terms-e-Document.aspx. Attention is drawn to the limitation of liability, indemnification and jurisdiction issues defined therein. Any holder of this document is advised that information contained hereon reflects the Company's findings at the time of its intervention only and within the limits of Client's instructions, if any. The Company's sole responsibility is to its Client and this document does not exonerate parties to a transaction from exercising all their rights and obligations under the transaction documents. This document cannot be reproduced except in full, without prior written approval of the Company. Any unauthorized alteration, forgery or falsification of the content or appearance of this document is unlawful and offenders may be prosecuted to the fullest extent of the law. Unless otherwise stated the results shown in this test report refer only to the sample(s) tested and such sample(s) are retained for 30 days only.

Revision Record				
Version	***Chapter***	***Date***	***Modifier***	***Remark***
01		*2017-08-10*		*Original*

Authorized for issue by:				
		Bill Chen **Bill Chen /Project Engineer**		
		Eric Fu **Eric Fu /Reviewer**		

This document is issued by the Company subject to its General Conditions of Service printed overleaf, available on request or accessible at http://www.sgs.com/en/Terms-and-Conditions.aspx and, for electronic format documents, subject to Terms and Conditions for Electronic Documents at http://www.sgs.com/en/Terms-and-Conditions/Terms-e-Document.aspx. Attention is drawn to the limitation of liability, indemnification and jurisdiction issues defined therein. Any holder of this document is advised that information contained hereon reflects the Company's findings at the time of its intervention only and within the limits of Client's instructions, if any. The Company's sole responsibility is to its Client and this document does not exonerate parties to a transaction from exercising all their rights and obligations under the transaction documents. This document cannot be reproduced except in full, without prior written approval of the Company. Any unauthorized alteration, forgery or falsification of the content or appearance of this document is unlawful and offenders may be prosecuted to the fullest extent of the law. Unless otherwise stated the results shown in this test report refer only to the sample(s) tested and such sample(s) are retained for 30 days only.

2 Test Summary

Radio Spectrum Technical Requirement				
Item	**Standard**	**Method**	**Requirement**	**Result**
Duty cycle	EN 300 440 V2.1.1	EN 300 440 V2.1.1 clause 4.2.5.3	EN 300 440 V2.1.1 clause 4.2.5.4	Pass

Radio Spectrum Matter Part				
Item	**Standard**	**Method**	**Requirement**	**Result**
Equivalent isotropically radiated power	EN 300 440 V2.1.1	EN 300 440 V2.1.1 clause 4.2.2.3	EN 300 440 V2.1.1 clause 4.2.2	Pass
Permitted range of operating frequencies	EN 300 440 V2.1.1	EN 300 440 V2.1.1 clause 4.2.3.3	EN 300 440 V2.1.1 clause 4.2.3	Pass
Unwanted emissions in the spurious domain	EN 300 440 V2.1.1	EN 300 440 V2.1.1 clause 4.2.4.3	EN 300 440 V2.1.1 clause 4.2.4	Pass
Spurious Emission	EN 300 440 V2.1.1	EN 300 440 V2.1.1 clause 4.3.5.3	EN 300 440 V2.1.1 clause 4.3.5	Pass

Model No.: A979-A, A959-A, A969-A, L929, L939, L949, L959, L969, L979, L989, L999, L212, L202, L222, L959-A, L969-A, L979-A, L303, L313, L323, L333, L343, L353, L363, L373, L383, L393, K929, K929-A, K939, K949, K959, K959-A, K969, K979, K989, K999, 2307, 2306, 2308, 2019, 5010, 6063, P929, P939, P949, P959, P969, P979, P989, P999, A202, A212, A222, A232, A242, A252, A262, A303, A313, A333, A323, A343, A353, A363, A373, A383, A393, 12401, 12402, 12403, 12404, 12408, 12409, 18427, 18429, 18628, 18629, 18428, 18428-A

Only the model A979-A was tested, since the electrical circuit design, layout, components used, internal wiring and functions were identical for all the above models, with only difference on model name.

This document is issued by the Company subject to its General Conditions of Service printed overleaf, available on request or accessible at http://www.sgs.com/en/Terms-and-Conditions.aspx and, for electronic format documents, subject to Terms and Conditions for Electronic Documents at http://www.sgs.com/en/Terms-and-Conditions/Terms-e-Document.aspx. Attention is drawn to the limitation of liability, indemnification and jurisdiction issues defined therein. Any holder of this document is advised that information contained hereon reflects the Company's findings at the time of its intervention only and within the limits of Client's instructions, if any. The Company's sole responsibility is to its Client and this document does not exonerate parties to a transaction from exercising all their rights and obligations under the transaction documents. This document cannot be reproduced except in full, without prior written approval of the Company. Any unauthorized alteration, forgery or falsification of the content or appearance of this document is unlawful and offenders may be prosecuted to the fullest extent of the law. Unless otherwise stated the results shown in this test report refer only to the sample(s) tested and such sample(s) are retained for 30 days only.

3 Contents

Page

1 COVER PAGE 1

2 TEST SUMMARY 3

3 CONTENTS 4

4 GENERAL INFORMATION 5

4.1 DETAILS OF E.U.T. 5
4.2 DESCRIPTION OF SUPPORT UNITS 6
4.3 MEASUREMENT UNCERTAINTY 6
4.4 TEST LOCATION 7
4.5 TEST FACILITY 7
4.6 DEVIATION FROM STANDARDS 7
4.7 ABNORMALITIES FROM STANDARD CONDITIONS 7

5 EQUIPMENT LIST 8

6 RADIO SPECTRUM TECHNICAL REQUIREMENT 11

6.1 DUTY CYCLE 11
6.1.1 Test Requirement: 11
6.1.2 Conclusion 11

7 RADIO SPECTRUM MATTER TEST RESULTS 12

7.1 EQUIVALENT ISOTROPICALLY RADIATED POWER 12
7.1.1 E.U.T. Operation 13
7.1.2 Test Setup Diagram 13
7.1.3 Measurement Procedure and Data 13
7.2 PERMITTED RANGE OF OPERATING FREQUENCIES 14
7.2.1 E.U.T. Operation 15
7.2.2 Test Setup Diagram 15
7.2.3 Measurement Procedure and Data 15
7.3 UNWANTED EMISSIONS IN THE SPURIOUS DOMAIN 16
7.3.1 E.U.T. Operation 17
7.3.2 Test Setup Diagram 17
7.3.3 Measurement Procedure and Data 18
7.4 SPURIOUS EMISSION 25
7.4.1 E.U.T. Operation 26
7.4.2 Test Setup Diagram 26
7.4.3 Measurement Procedure and Data 27

8 PHOTOGRAPHS 30

8.1 EQUIVALENT ISOTROPICALLY RADIATED POWER TEST SETUP 30
8.2 UNWANTED EMISSIONS IN THE SPURIOUS DOMAIN TEST SETUP 30
8.3 SPURIOUS EMISSION TEST SETUP 31
8.4 EUT CONSTRUCTIONAL DETAILS 32

9 APPENDIX 33

9.1 APPENDIX 300440 33-34

This document is issued by the Company subject to its General Conditions of Service printed overleaf, available on request or accessible at http://www.sgs.com/en/Terms-and-Conditions.aspx and, for electronic format documents, subject to Terms and Conditions for Electronic Documents at http://www.sgs.com/en/Terms-and-Conditions/Terms-e-Document.aspx. Attention is drawn to the limitation of liability, indemnification and jurisdiction issues defined therein. Any holder of this document is advised that information contained hereon reflects the Company's findings at the time of its intervention only and within the limits of Client's instructions, if any. The Company's sole responsibility is to its Client and this document does not exonerate parties to a transaction from exercising all their rights and obligations under the transaction documents. This document cannot be reproduced except in full, without prior written approval of the Company. Any unauthorized alteration, forgery or falsification of the content or appearance of this document is unlawful and offenders may be prosecuted to the fullest extent of the law. Unless otherwise stated the results shown in this test report refer only to the sample(s) tested and such sample(s) are retained for 30 days only.

4 General Information

4.1 Details of E.U.T.

Operation frequency: 2405MHz-2475MHz
Channel number: 71
Modulation type: GFSK
Channel separation: 1MHz
Antenna type: Integral antenna
Antenna gain: 0dBi
Power supply: Tx: DC 6V by 1.5V x 4"AA" batteries
RX: Rechargeable battery DC 6.4V 750mAh

Operation Frequency each of channel							
Channel	Frequency	Channel	Frequency	Channel	Frequency	Channel	Frequency
1	2405MHz	19	2423MHz	37	2441MHz	55	2459MHz
2	2406MHz	20	2424MHz	38	2442MHz	56	2460MHz
3	2407MHz	21	2425MHz	39	2443MHz	57	2461MHz
4	2408MHz	22	2426MHz	40	2444MHz	58	2462MHz
5	2409MHz	23	2427MHz	41	2445MHz	59	2463MHz
6	2410MHz	24	2428MHz	42	2446MHz	60	2464MHz
7	2411MHz	25	2429MHz	43	2447MHz	61	2465MHz
8	2412MHz	26	2430MHz	44	2448MHz	62	2466MHz
9	2413MHz	27	2431MHz	45	2449MHz	63	2467MHz
10	2414MHz	28	2432MHz	46	2450MHz	64	2468MHz
11	2415MHz	29	2433MHz	47	2451MHz	65	2469MHz
12	2416MHz	30	2434MHz	48	2452MHz	66	2470MHz
13	2417MHz	31	2435MHz	49	2453MHz	67	2471MHz
14	2418MHz	32	2436MHz	50	2454MHz	68	2472MHz
15	2419MHz	33	2437MHz	51	2455MHz	69	2473MHz
16	2420MHz	34	2438MHz	52	2456MHz	70	2474MHz
17	2421MHz	35	2439MHz	53	2457MHz	71	2475MHz
18	2422MHz	36	2440MHz	54	2458MHz		

Using test software was control EUT work in continuous transmitter and receiver mode.and select test channel as below:

Channel	Frequency
The Lowest channel(CH1)	2405MHz
The Middle channel(CH36)	2440MHz
The Highest channel(CH71)	2475MHz

This document is issued by the Company subject to its General Conditions of Service printed overleaf, available on request or accessible at http://www.sgs.com/en/Terms-and-Conditions.aspx and, for electronic format documents, subject to Terms and Conditions for Electronic Documents at http://www.sgs.com/en/Terms-and-Conditions/Terms-e-Document.aspx. Attention is drawn to the limitation of liability, indemnification and jurisdiction issues defined therein. Any holder of this document is advised that information contained hereon reflects the Company's findings at the time of its intervention only and within the limits of Client's instructions, if any. The Company's sole responsibility is to its Client and this document does not exonerate parties to a transaction from exercising all their rights and obligations under the transaction documents. This document cannot be reproduced except in full, without prior written approval of the Company. Any unauthorized alteration, forgery or falsification of the content or appearance of this document is unlawful and offenders may be prosecuted to the fullest extent of the law. Unless otherwise stated the results shown in this test report refer only to the sample(s) tested and such sample(s) are retained for 30 days only.

4.2 Description of Support Units

The EUT has been tested as an independent unit.

4.3 Measurement Uncertainty

No.	Item	Measurement Uncertainty
1	Radio Frequency	7.25×10^{-8}
2	Duty cycle	0.37%
3	Occupied Bandwidth	3%
4	RF conducted power	0.75dB
5	RF power density	2.84dB
6	Conducted Spurious emissions	0.75dB
7	RF Radiated power	4.5dB (below 1GHz)
		4.8dB (above 1GHz)
8	Radiated Spurious emission test	4.5dB (30MHz-1GHz)
		4.8dB (1GHz-18GHz)
9	Temperature test	1℃
10	Humidity test	3%
11	Supply voltages	1.5%

This document is issued by the Company subject to its General Conditions of Service printed overleaf, available on request or accessible at http://www.sgs.com/en/Terms-and-Conditions.aspx and, for electronic format documents, subject to Terms and Conditions for Electronic Documents at http://www.sgs.com/en/Terms-and-Conditions/Terms-e-Document.aspx. Attention is drawn to the limitation of liability, indemnification and jurisdiction issues defined therein. Any holder of this document is advised that information contained hereon reflects the Company's findings at the time of its intervention only and within the limits of Client's instructions, if any. The Company's sole responsibility is to its Client and this document does not exonerate parties to a transaction from exercising all their rights and obligations under the transaction documents. This document cannot be reproduced except in full, without prior written approval of the Company. Any unauthorized alteration, forgery or falsification of the content or appearance of this document is unlawful and offenders may be prosecuted to the fullest extent of the law. Unless otherwise stated the results shown in this test report refer only to the sample(s) tested and such sample(s) are retained for 30 days only.

4.4 Test Location

All tests were performed at:

SGS-CSTC Standards Technical Services Co., Ltd., Shenzhen Branch

No. 1 Workshop, M-10, Middle Section, Science & Technology Park, Shenzhen, Guangdong, China. 518057.

Tel: +86 755 2601 2053 Fax: +86 755 2671 0594

No tests were sub-contracted.

4.5 Test Facility

The test facility is recognized, certified, or accredited by the following organizations:

• **CNAS (No. CNAS L2929)**

CNAS has accredited SGS-CSTC Standards Technical Services Co., Ltd. Shenzhen Branch EMC Lab to ISO/IEC 17025:2005 General Requirements for the Competence of Testing and Calibration Laboratories (CNAS-CL01 Accreditation Criteria for the Competence of Testing and Calibration Laboratories) for the competence in the field of testing.

• **A2LA (Certificate No. 3816.01)**

SGS-CSTC Standards Technical Services Co., Ltd., Shenzhen EMC Laboratory is accredited by the American Association for Laboratory Accreditation(A2LA). Certificate No. 3816.01.

• **VCCI**

The 10m Semi-anechoic chamber and Shielded Room of SGS-CSTC Standards Technical Services Co., Ltd. have been registered in accordance with the Regulations for Voluntary Control Measures with Registration No.: G-823, R-4188, T-1153 and C-2383 respectively.

• **FCC –Designation Number: CN1178**

SGS-CSTC Standards Technical Services Co., Ltd., Shenzhen EMC Laboratory has been recognized as an accredited testing laboratory.

Designation Number: CN1178. Test Firm Registration Number: 406779.

• **Industry Canada (IC)**

Two 3m Semi-anechoic chambers and the 10m Semi-anechoic chamber of SGS-CSTC Standards Technical Services Co., Ltd. Shenzhen Branch EMC Lab have been registered by Certification and Engineering Bureau of Industry Canada for radio equipment testing with Registration No.: 4620C-1, 4620C-2, 4620C-3.

4.6 Deviation from Standards

None

4.7 Abnormalities from Standard Conditions

None

This document is issued by the Company subject to its General Conditions of Service printed overleaf, available on request or accessible at http://www.sgs.com/en/Terms-and-Conditions.aspx and, for electronic format documents, subject to Terms and Conditions for Electronic Documents at http://www.sgs.com/en/Terms-and-Conditions/Terms-e-Document.aspx. Attention is drawn to the limitation of liability, indemnification and jurisdiction issues defined therein. Any holder of this document is advised that information contained hereon reflects the Company's findings at the time of its intervention only and within the limits of Client's instructions, if any. The Company's sole responsibility is to its Client and this document does not exonerate parties to a transaction from exercising all their rights and obligations under the transaction documents. This document cannot be reproduced except in full, without prior written approval of the Company. Any unauthorized alteration, forgery or falsification of the content or appearance of this document is unlawful and offenders may be prosecuted to the fullest extent of the law. Unless otherwise stated the results shown in this test report refer only to the sample(s) tested and such sample(s) are retained for 30 days only.

5 Equipment List

Duty cycle					
Equipment	**Manufacturer**	**Model No**	**Inventory No**	**Cal Date**	**Cal Due Date**
Temperature Chamber	Votsch	VT4002	SEL0383	2017-03-06	2018-03-06
DC Power Supply	ZhaoXin	RXN-305D	SEM011-02	2016-10-09	2017-10-09
Spectrum Analyzer	Rohde & Schwarz	FSP	SEM004-06	2016-10-09	2017-10-09
Barometer	ChangChun	DYM3	SEM002-01	2017-04-18	2018-04-17
Signal Generator	Rohde & Schwarz	SML03	SEM006-02	2017-04-14	2018-04-13
Band filter	Amindeon	Asi 3314	SEM023-01	N/A	N/A
Power Meter	Rohde & Schwarz	NRVS	SEM014-02	2016-10-09	2017-10-09
NOISE GENERATOR	Beijin Daming Jidian	DM1660	EMC0047	2016-08-21	2017-08-21

Permitted range of operating frequencies					
Equipment	**Manufacturer**	**Model No**	**Inventory No**	**Cal Date**	**Cal Due Date**
Temperature Chamber	Votsch	VT4002	SEL0383	2017-03-06	2018-03-06
DC Power Supply	ZhaoXin	RXN-305D	SEM011-02	2016-10-09	2017-10-09
Spectrum Analyzer	Rohde & Schwarz	FSP	SEM004-06	2016-10-09	2017-10-09
Barometer	ChangChun	DYM3	SEM002-01	2017-04-18	2018-04-17
Signal Generator	Rohde & Schwarz	SML03	SEM006-02	2017-04-14	2018-04-13
Band filter	Amindeon	Asi 3314	SEM023-01	N/A	N/A
Power Meter	Rohde & Schwarz	NRVS	SEM014-02	2016-10-09	2017-10-09
NOISE GENERATOR	Beijin Daming Jidian	DM1660	EMC0047	2016-08-21	2017-08-21

This document is issued by the Company subject to its General Conditions of Service printed overleaf, available on request or accessible at http://www.sgs.com/en/Terms-and-Conditions.aspx and, for electronic format documents, subject to Terms and Conditions for Electronic Documents at http://www.sgs.com/en/Terms-and-Conditions/Terms-e-Document.aspx. Attention is drawn to the limitation of liability, indemnification and jurisdiction issues defined therein. Any holder of this document is advised that information contained hereon reflects the Company's findings at the time of its intervention only and within the limits of Client's instructions, if any. The Company's sole responsibility is to its Client and this document does not exonerate parties to a transaction from exercising all their rights and obligations under the transaction documents. This document cannot be reproduced except in full, without prior written approval of the Company. Any unauthorized alteration, forgery or falsification of the content or appearance of this document is unlawful and offenders may be prosecuted to the fullest extent of the law. Unless otherwise stated the results shown in this test report refer only to the sample(s) tested and such sample(s) are retained for 30 days only.

Unwanted emissions in the spurious domain					
Equipment	**Manufacturer**	**Model No**	**Inventory No**	**Cal Date**	**Cal Due Date**
Fully-Anechoic Chamber 1	SAEMC	MFAC	SEM001-04	2015-05-13	2018-05-13
Measurement Software	Rohde & Schwarz	EMC32 V9.21.00	N/A	N/A	N/A
FSV·Signal Analyzer (10Hz-40GHz)	Rohde & Schwarz	FSV40	SEM008-04	2017-04-14	2018-04-13
BiConiLog Antenna (30MHz-3GHz)	Schwarzbeck	VULB9163	SEM003-05	2015-10-17	2018-10-17
Horn Antenna (800MHz-18GHz)	Rohde & Schwarz	HF907	SEM003-06	2015-06-14	2018-06-14
Pre-amplifier (100MHz-18GHz)	Black Diamond Series	BDLNA-0118-352810	SEM005-06	2016-10-09	2017-10-09
Active Loop Antenna	ETS-Lindgren	6502	SEM003-08	2015-08-14	2018-08-14

Spurious Emission					
Equipment	**Manufacturer**	**Model No**	**Inventory No**	**Cal Date**	**Cal Due Date**
Fully-Anechoic Chamber 1	SAEMC	MFAC	SEM001-04	2015-05-13	2018-05-13
Measurement Software	Rohde & Schwarz	EMC32 V9.21.00	N/A	N/A	N/A
FSV·Signal Analyzer (10Hz-40GHz)	Rohde & Schwarz	FSV40	SEM008-04	2017-04-14	2018-04-13
BiConiLog Antenna (30MHz-3GHz)	Schwarzbeck	VULB9163	SEM003-05	2015-10-17	2018-10-17
Horn Antenna (800MHz-18GHz)	Rohde & Schwarz	HF907	SEM003-06	2015-06-14	2018-06-14
Pre-amplifier (100MHz-18GHz)	Black Diamond Series	BDLNA-0118-352810	SEM005-06	2016-10-09	2017-10-09
Active Loop Antenna	ETS-Lindgren	6502	SEM003-08	2015-08-14	2018-08-14

This document is issued by the Company subject to its General Conditions of Service printed overleaf, available on request or accessible at http://www.sgs.com/en/Terms-and-Conditions.aspx and, for electronic format documents, subject to Terms and Conditions for Electronic Documents at http://www.sgs.com/en/Terms-and-Conditions/Terms-e-Document.aspx. Attention is drawn to the limitation of liability, indemnification and jurisdiction issues defined therein. Any holder of this document is advised that information contained hereon reflects the Company's findings at the time of its intervention only and within the limits of Client's instructions, if any. The Company's sole responsibility is to its Client and this document does not exonerate parties to a transaction from exercising all their rights and obligations under the transaction documents. This document cannot be reproduced except in full, without prior written approval of the Company. Any unauthorized alteration, forgery or falsification of the content or appearance of this document is unlawful and offenders may be prosecuted to the fullest extent of the law. Unless otherwise stated the results shown in this test report refer only to the sample(s) tested and such sample(s) are retained for 30 days only.

General used equipment					
Equipment	**Manufacturer**	**Model No**	**Inventory No**	**Cal Date**	**Cal Due Date**
Humidity/ Temperature Indicator	Shanghai Meteorological Industry Factory	ZJ1-2B	SEM002-03	2016-10-12	2017-10-12
Humidity/ Temperature Indicator	Shanghai Meteorological Industry Factory	ZJ1-2B	SEM002-04	2016-10-12	2017-10-12
Humidity/ Temperature Indicator	Mingle	N/A	SEM002-08	2016-10-12	2017-10-12
Barometer	Changchun Meteorological Industry Factory	DYM3	SEM002-01	2017-04-18	2018-04-18

This document is issued by the Company subject to its General Conditions of Service printed overleaf, available on request or accessible at http://www.sgs.com/en/Terms-and-Conditions.aspx and, for electronic format documents, subject to Terms and Conditions for Electronic Documents at http://www.sgs.com/en/Terms-and-Conditions/Terms-e-Document.aspx. Attention is drawn to the limitation of liability, indemnification and jurisdiction issues defined therein. Any holder of this document is advised that information contained hereon reflects the Company's findings at the time of its intervention only and within the limits of Client's instructions, if any. The Company's sole responsibility is to its Client and this document does not exonerate parties to a transaction from exercising all their rights and obligations under the transaction documents. This document cannot be reproduced except in full, without prior written approval of the Company. Any unauthorized alteration, forgery or falsification of the content or appearance of this document is unlawful and offenders may be prosecuted to the fullest extent of the law. Unless otherwise stated the results shown in this test report refer only to the sample(s) tested and such sample(s) are retained for 30 days only.

6 Radio Spectrum Technical Requirement

6.1 Duty cycle

6.1.1 Test Requirement:

EN 300 440 V2.1.1 clause 4.2.5.4

6.1.2 Conclusion

Standard Requirment:

For automatic operated devices, either software controlled or pre-programmed devices, the provider shall declare the duty cycle for the equipment under test, see table 6.

For manual operated or event dependant devices, with or without software controlled functions, the provider shall declare whether the device once triggered, follows a pre-programmed cycle, or whether the transmitter remains on until the trigger is released or the device is manually reset. The provider shall also give a description of the application for the device and include a typical usage pattern. The typical usage pattern as declared by the provider shall be used to determine the duty cycle and compare to the limit in table 6. Where an acknowledgement is required, the additional transmitter on-time shall be included and declared by the provider.

For devices with a 100 % duty cycle transmitting an unmodulated carrier most of the time, a time-out shut-off facility shall be implemented in order to improve the efficient use of spectrum. The method of implementation shall be declared by the provider.

This document is issued by the Company subject to its General Conditions of Service printed overleaf, available on request or accessible at http://www.sgs.com/en/Terms-and-Conditions.aspx and, for electronic format documents, subject to Terms and Conditions for Electronic Documents at http://www.sgs.com/en/Terms-and-Conditions/Terms-e-Document.aspx. Attention is drawn to the limitation of liability, indemnification and jurisdiction issues defined therein. Any holder of this document is advised that information contained hereon reflects the Company's findings at the time of its intervention only and within the limits of Client's instructions, if any. The Company's sole responsibility is to its Client and this document does not exonerate parties to a transaction from exercising all their rights and obligations under the transaction documents. This document cannot be reproduced except in full, without prior written approval of the Company. Any unauthorized alteration, forgery or falsification of the content or appearance of this document is unlawful and offenders may be prosecuted to the fullest extent of the law. Unless otherwise stated the results shown in this test report refer only to the sample(s) tested and such sample(s) are retained for 30 days only.

7 Radio Spectrum Matter Test Results

7.1 Equivalent isotropically radiated power

Test Requirement EN 300 440 V2.1.1 clause 4.2.2
Test Method: EN 300 440 V2.1.1 clause 4.2.2.3
Measurement Distance: 3m
Limit:

Table 4: Maximum radiated peak power (e.i.r.p.)

Frequency	Power	Application	Notes
2 400 MHz to 2 483,5 MHz	10 mW e.i.r.p.	Generic use	
2 400 MHz to 2 483,5 MHz	25 mW e.i.r.p.	Detection, movement and alert applications	
(a) 2 446 MHz to 2 454 MHz	500 mW e.i.r.p.	RFID	See also table 6 and annex C
(b) 2 446 MHz to 2 454 MHz	4 W e.i.r.p.	RFID	See also table 6 and annex C
5 725 MHz to 5 875 MHz	25 mW e.i.r.p.	Generic use	
9 200 MHz to 9 500 MHz	25 mW e.i.r.p.	Radiodetermination: radar, detection, movement and alert applications	
9 500 MHz to 9 975 MHz	25 mW e.i.r.p.	Radiodetermination: Radar, detection, movement and alert applications	
10,5 GHz to 10,6 GHz	500 mW e.i.r.p.	Radiodetermination: Radar, detection, movement and alert applications	
13,4 GHz to 14,0 GHz	25 mW e.i.r.p.	Radiodetermination: Radar, detection, movement and alert applications	
17,1 GHz to 17,3 GHz	400 mW e.i.r.p.	Radiodetermination: GBSAR detection, movement and alert applications	See annex E
24,00 GHz to 24,25 GHz	100 mW e.i.r.p.	Generic use and Radiodetermination: radar, detection, movement and alert applications	

This document is issued by the Company subject to its General Conditions of Service printed overleaf, available on request or accessible at http://www.sgs.com/en/Terms-and-Conditions.aspx and, for electronic format documents, subject to Terms and Conditions for Electronic Documents at http://www.sgs.com/en/Terms-and-Conditions/Terms-e-Document.aspx. Attention is drawn to the limitation of liability, indemnification and jurisdiction issues defined therein. Any holder of this document is advised that information contained hereon reflects the Company's findings at the time of its intervention only and within the limits of Client's instructions, if any. The Company's sole responsibility is to its Client and this document does not exonerate parties to a transaction from exercising all their rights and obligations under the transaction documents. This document cannot be reproduced except in full, without prior written approval of the Company. Any unauthorized alteration, forgery or falsification of the content or appearance of this document is unlawful and offenders may be prosecuted to the fullest extent of the law. Unless otherwise stated the results shown in this test report refer only to the sample(s) tested and such sample(s) are retained for 30 days only.

7.1.1 E.U.T. Operation

Operating Environment:

Temperature: 23 °C Humidity: 56 % RH Atmospheric Pressure: 1000 mbar

Test mode a:TX mode_Keep the EUT in transmitting mode

7.1.2 Test Setup Diagram

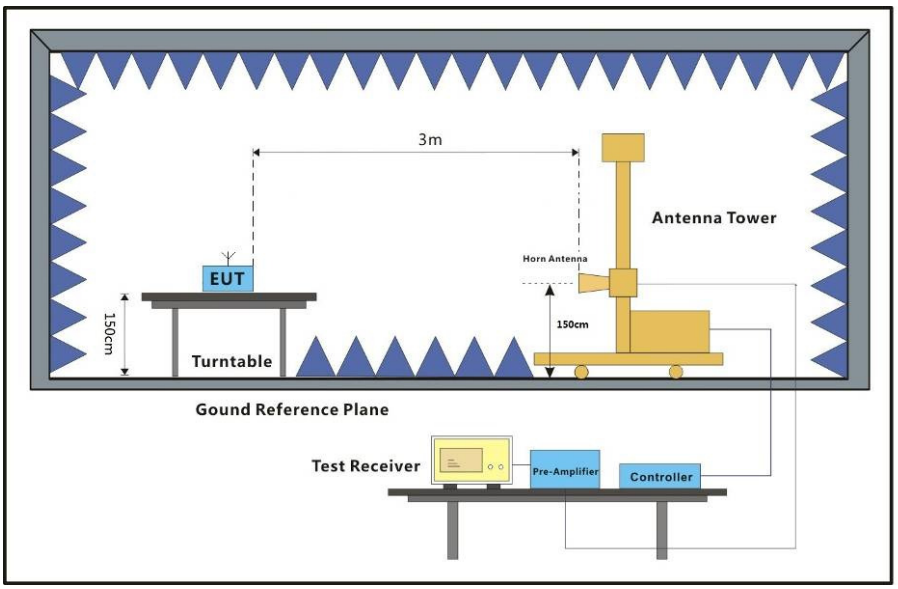

7.1.3 Measurement Procedure and Data

1. Using test software to set up the lowest channel, the middle channel, the highest channel.

2. The technique used to find the radiated power of the transmitter was the antenna substitution method. Substitution method was performed to determine the actual EIRP emission levels of the EUT.

The following test procedure as below:

1) The EUT was powered ON and placed on a table in the chamber. The antenna of the transmitter was extended to its maximum length.

2) The disturbance of the transmitter was maximized on the test receiver display by raising and lowering the receive antenna and by rotating through 360° the turntable. After the fundamental emission was maximized, a field strength measurement was made.

3) Steps 1) and 2) were performed with the EUT and the receive antenna in both vertical and horizontal polarization.

4) The transmitter was then removed and replaced with substitution antenna. The center of the antenna was approximately at the same location as the center of the transmitter.

5) A signal at the disturbance was fed to the substitution antenna by means of a non-radiating cable. With both the substitution and the receive antennas horizontally polarized, the receive antenna was raised and lowered to obtain a maximum reading at the test receiver. The level of the signal generator was adjusted until the measured field strength level in step 2) is obtained for this set of conditions.

6) The output power into the substitution antenna was then measured.

7) Steps 5) and 6) were repeated with both antennas polarized.

8) Pretest the EUT at different transmission time slot data and worst case data in the report.

9) Calculate power in dBm by the following formula:

EIRP valuse (dBm) = Pg(dBm) – cable loss (dB) + antenna gain (dBi)

where:

Pg is the generator output power into the substitution antenna.

The detailed test data see: Appendix 300440

This document is issued by the Company subject to its General Conditions of Service printed overleaf, available on request or accessible at http://www.sgs.com/en/Terms-and-Conditions.aspx and, for electronic format documents, subject to Terms and Conditions for Electronic Documents at http://www.sgs.com/en/Terms-and-Conditions/Terms-e-Document.aspx. Attention is drawn to the limitation of liability, indemnification and jurisdiction issues defined therein. Any holder of this document is advised that information contained hereon reflects the Company's findings at the time of its intervention only and within the limits of Client's instructions, if any. The Company's sole responsibility is to its Client and this document does not exonerate parties to a transaction from exercising all their rights and obligations under the transaction documents. This document cannot be reproduced except in full, without prior written approval of the Company. Any unauthorized alteration, forgery or falsification of the content or appearance of this document is unlawful and offenders may be prosecuted to the fullest extent of the law. Unless otherwise stated the results shown in this test report refer only to the sample(s) tested and such sample(s) are retained for 30 days only.

7.2 Permitted range of operating frequencies

Test Requirement EN 300 440 V2.1.1 clause 4.2.3

Test Method: EN 300 440 V2.1.1 clause 4.2.3.3

Limit:

The width of the power spectrum envelope is fH -fL for a given operating frequency. In equipment that allows adjustment or selection of different operating frequencies, the power envelope takes up different positions in the allowed band. The frequency range is determined by the lowest value of fL and the highest value of fH resulting from the adjustment of the equipment to the lowest and highest operating frequencies.

The occupied bandwidth (i.e. the bandwidth in which 99 % of the wanted emission is contained) and the necessary bandwidth of the transmitter shall fall within the assigned frequency band.

For all equipment the frequency range shall lie within the frequency band given by clause 7.1.3, table 4. For non-harmonized frequency bands the available frequency range may differ between national administrations.

This document is issued by the Company subject to its General Conditions of Service printed overleaf, available on request or accessible at http://www.sgs.com/en/Terms-and-Conditions.aspx and, for electronic format documents, subject to Terms and Conditions for Electronic Documents at http://www.sgs.com/en/Terms-and-Conditions/Terms-e-Document.aspx. Attention is drawn to the limitation of liability, indemnification and jurisdiction issues defined therein. Any holder of this document is advised that information contained hereon reflects the Company's findings at the time of its intervention only and within the limits of Client's instructions, if any. The Company's sole responsibility is to its Client and this document does not exonerate parties to a transaction from exercising all their rights and obligations under the transaction documents. This document cannot be reproduced except in full, without prior written approval of the Company. Any unauthorized alteration, forgery or falsification of the content or appearance of this document is unlawful and offenders may be prosecuted to the fullest extent of the law. Unless otherwise stated the results shown in this test report refer only to the sample(s) tested and such sample(s) are retained for 30 days only.

7.2.1 E.U.T. Operation

Operating Environment:

Temperature: 25 °C Humidity: 55 % RH Atmospheric Pressure: 1000 mbar

Test mode a:TX mode_Keep the EUT in transmitting mode

7.2.2 Test Setup Diagram

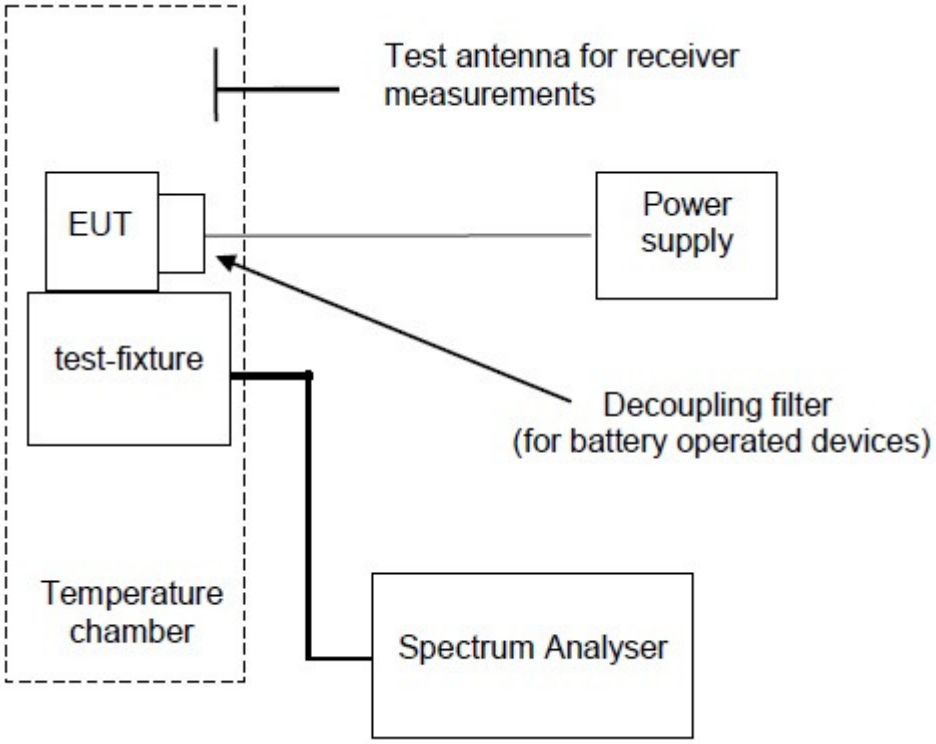

7.2.3 Measurement Procedure and Data

The detailed test data see: Appendix 300440

This document is issued by the Company subject to its General Conditions of Service printed overleaf, available on request or accessible at http://www.sgs.com/en/Terms-and-Conditions.aspx and, for electronic format documents, subject to Terms and Conditions for Electronic Documents at http://www.sgs.com/en/Terms-and-Conditions/Terms-e-Document.aspx. Attention is drawn to the limitation of liability, indemnification and jurisdiction issues defined therein. Any holder of this document is advised that information contained hereon reflects the Company's findings at the time of its intervention only and within the limits of Client's instructions, if any. The Company's sole responsibility is to its Client and this document does not exonerate parties to a transaction from exercising all their rights and obligations under the transaction documents. This document cannot be reproduced except in full, without prior written approval of the Company. Any unauthorized alteration, forgery or falsification of the content or appearance of this document is unlawful and offenders may be prosecuted to the fullest extent of the law. Unless otherwise stated the results shown in this test report refer only to the sample(s) tested and such sample(s) are retained for 30 days only.

7.3 Unwanted emissions in the spurious domain

Test Requirement EN 300 440 V2.1.1 clause 4.2.4
Test Method: EN 300 440 V2.1.1 clause 4.2.4.3
Measurement Distance: 3m
Limit:

Table 5: Spurious emissions

Frequency ranges	47 MHz to 74 MHz 87,5 MHz to 108 MHz 174 MHz to 230 MHz 470 MHz to 862 MHz	Other frequencies ≤1 000 MHz	Frequencies >1 000 MHz
Operating	4nW (-54dBm)	250nW (-36dBm)	1uW (-30dBm)
Standby	2nW (-57dBm)	2nW (-57dBm)	20nW (-47dBm)

This document is issued by the Company subject to its General Conditions of Service printed overleaf, available on request or accessible at http://www.sgs.com/en/Terms-and-Conditions.aspx and, for electronic format documents, subject to Terms and Conditions for Electronic Documents at http://www.sgs.com/en/Terms-and-Conditions/Terms-e-Document.aspx. Attention is drawn to the limitation of liability, indemnification and jurisdiction issues defined therein. Any holder of this document is advised that information contained hereon reflects the Company's findings at the time of its intervention only and within the limits of Client's instructions, if any. The Company's sole responsibility is to its Client and this document does not exonerate parties to a transaction from exercising all their rights and obligations under the transaction documents. This document cannot be reproduced except in full, without prior written approval of the Company. Any unauthorized alteration, forgery or falsification of the content or appearance of this document is unlawful and offenders may be prosecuted to the fullest extent of the law. Unless otherwise stated the results shown in this test report refer only to the sample(s) tested and such sample(s) are retained for 30 days only.

7.3.1 E.U.T. Operation

Operating Environment:

Temperature: 23 °C Humidity: 56 % RH Atmospheric Pressure: 1000 mbar

Test mode a:TX mode_Keep the EUT in transmitting mode

7.3.2 Test Setup Diagram

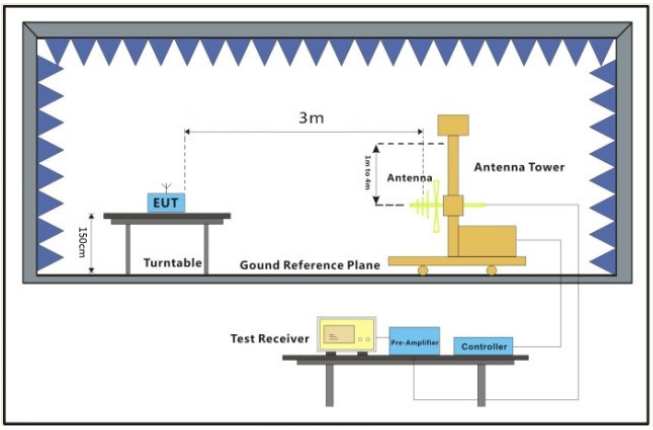

30MHz-1GHz

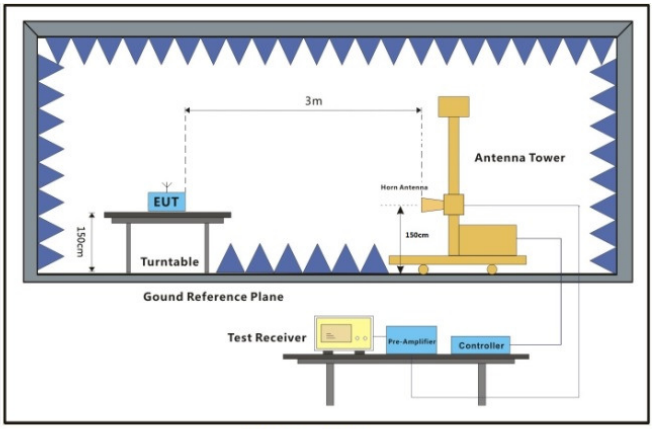

Above 1GHz

This document is issued by the Company subject to its General Conditions of Service printed overleaf, available on request or accessible at http://www.sgs.com/en/Terms-and-Conditions.aspx and, for electronic format documents, subject to Terms and Conditions for Electronic Documents at http://www.sgs.com/en/Terms-and-Conditions/Terms-e-Document.aspx. Attention is drawn to the limitation of liability, indemnification and jurisdiction issues defined therein. Any holder of this document is advised that information contained hereon reflects the Company's findings at the time of its intervention only and within the limits of Client's instructions, if any. The Company's sole responsibility is to its Client and this document does not exonerate parties to a transaction from exercising all their rights and obligations under the transaction documents. This document cannot be reproduced except in full, without prior written approval of the Company. Any unauthorized alteration, forgery or falsification of the content or appearance of this document is unlawful and offenders may be prosecuted to the fullest extent of the law. Unless otherwise stated the results shown in this test report refer only to the sample(s) tested and such sample(s) are retained for 30 days only.

7.3.3 Measurement Procedure and Data

1. Using test software to set up the lowest channel, the middle channel and the highest channel.

2. Scan from 25MHz to 25GHz, find the maximum radiation frequency to measure. No Standby Mode apply for the EUT.

3. The technique used to find the Spurious Emissions of the transmitter was the antenna substitution method. Substitution method was performed to determine the actual ERP/EIRP emission levels of the EUT.

Below 1GHz test procedure as below:

1) The EUT was powered ON and placed on a table in the chamber. The antenna of the transmitter was extended to its maximum length. If possible, without modulation and the measuring receiver shall be tuned to the frequency of the transmitter under test.

2) The disturbance of the transmitter was maximized on the test receiver display by raising and lowering the receive antenna and by rotating through 360° the turntable. After the fundamental emission was maximized, a field strength measurement was made.

3) Steps 1) and 2) were performed with the EUT and the receive antenna in both vertical and horizontal polarization.

4) The transmitter was then removed and replaced with another antenna. The center of the antenna was approximately at the same location as the center of the transmitter.

5) A signal at the disturbance was fed to the substitution antenna by means of a non-radiating cable. With both the substitution and the receive antennas horizontally polarized, the receive antenna was raised and lowered to obtain a maximum reading at the test receiver. The level of the signal generator was adjusted until the measured field strength level in step 2) is obtained for this set of conditions.

6) The output power into the substitution antenna was then measured.

7) Steps 5) and 6)were repeated with both antennas polarized.

8) Calculate power in dBm by the following formula:

ERP(dBm) = Pg(dBm) – cable loss (dB) + antenna gain (dBi)

where:

Pg is the generator output power into the substitution antenna.

Above 1GHz test procedure as below:

1) Different between above is the test site, change from Semi- Anechoic Chamber to fully Anechoic Chamber.

2) Calculate power in dBm by the following formula:

EIRP(dBm) = Pg(dBm) – cable loss (dB) + antenna gain (dBi)

where:

Pg is the generator output power into the substitution antenna.

Standby mode test procedure as below:

1) Steps 1) to 8) and 1) to 2) shall be repeated with the transmitter in the standby condition if this option is available.

This document is issued by the Company subject to its General Conditions of Service printed overleaf, available on request or accessible at http://www.sgs.com/en/Terms-and-Conditions.aspx and, for electronic format documents, subject to Terms and Conditions for Electronic Documents at http://www.sgs.com/en/Terms-and-Conditions/Terms-e-Document.aspx. Attention is drawn to the limitation of liability, indemnification and jurisdiction issues defined therein. Any holder of this document is advised that information contained hereon reflects the Company's findings at the time of its intervention only and within the limits of Client's instructions, if any. The Company's sole responsibility is to its Client and this document does not exonerate parties to a transaction from exercising all their rights and obligations under the transaction documents. This document cannot be reproduced except in full, without prior written approval of the Company. Any unauthorized alteration, forgery or falsification of the content or appearance of this document is unlawful and offenders may be prosecuted to the fullest extent of the law. Unless otherwise stated the results shown in this test report refer only to the sample(s) tested and such sample(s) are retained for 30 days only.

Mode:a; Polarization:Horizontal High

Test

Full Spectrum

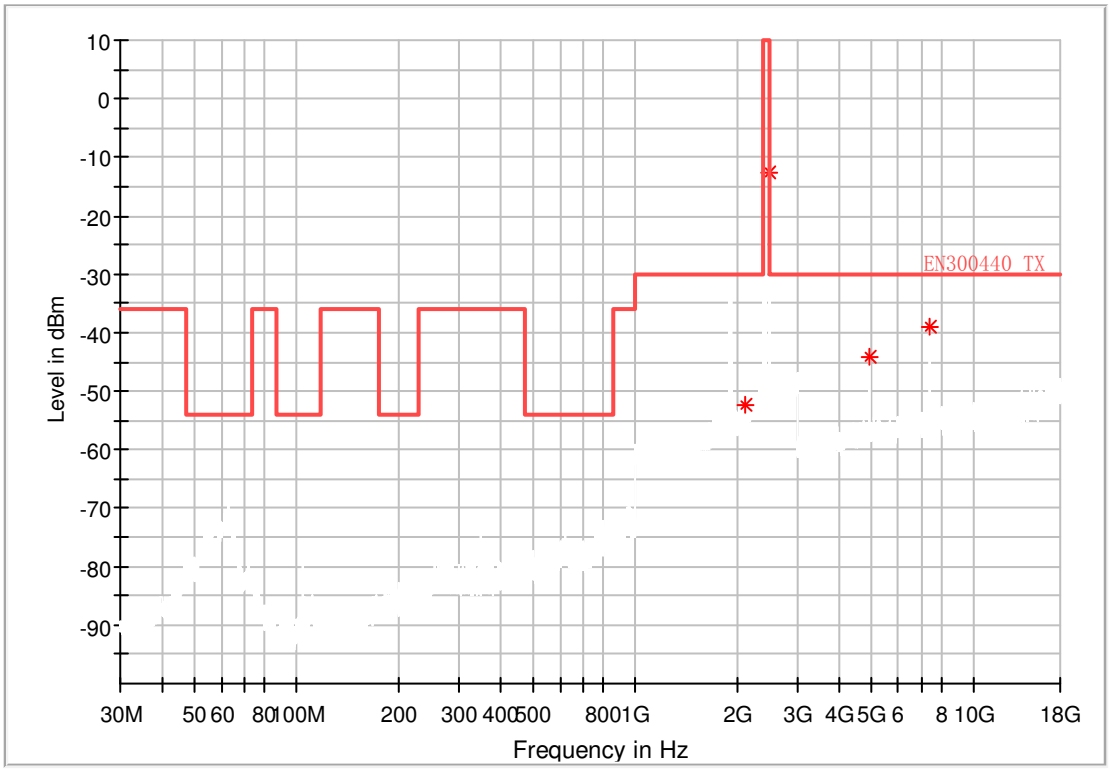

Critical_Freqs

Frequency (MHz)	MaxPeak (dBm)	Limit (dBm)	Margin (dB)	Corr. (dB)
2118.083333	-52.47	-30.00	22.47	-96.5
2475.583333	-12.47	10.00	22.47	-93.7
4950.000000	-44.18	-30.00	14.18	-101.5
7432.500000	-39.06	-30.00	9.06	-99.4

This document is issued by the Company subject to its General Conditions of Service printed overleaf, available on request or accessible at http://www.sgs.com/en/Terms-and-Conditions.aspx and, for electronic format documents, subject to Terms and Conditions for Electronic Documents at http://www.sgs.com/en/Terms-and-Conditions/Terms-e-Document.aspx. Attention is drawn to the limitation of liability, indemnification and jurisdiction issues defined therein. Any holder of this document is advised that information contained hereon reflects the Company's findings at the time of its intervention only and within the limits of Client's instructions, if any. The Company's sole responsibility is to its Client and this document does not exonerate parties to a transaction from exercising all their rights and obligations under the transaction documents. This document cannot be reproduced except in full, without prior written approval of the Company. Any unauthorized alteration, forgery or falsification of the content or appearance of this document is unlawful and offenders may be prosecuted to the fullest extent of the law. Unless otherwise stated the results shown in this test report refer only to the sample(s) tested and such sample(s) are retained for 30 days only.

Mode:a; Polarization:Vertical High

Test

Full Spectrum

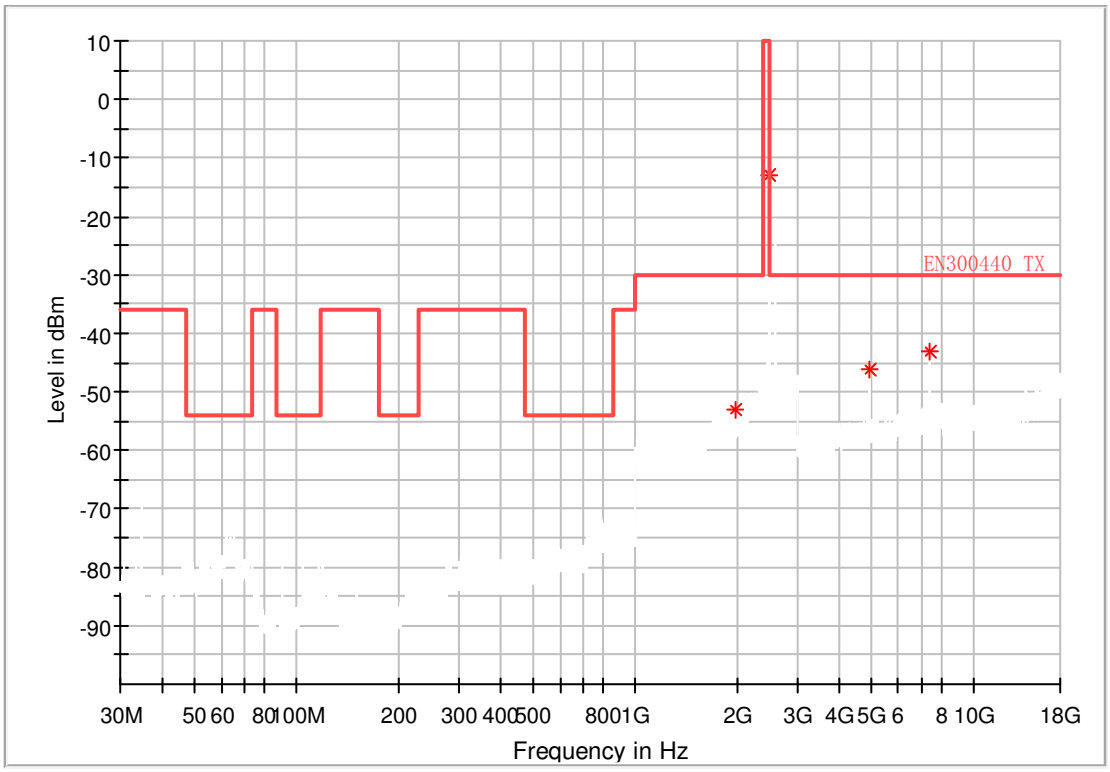

Critical_Freqs

Frequency (MHz)	MaxPeak (dBm)	Limit (dBm)	Margin (dB)	Corr. (dB)
1981.750000	-53.01	-30.00	23.01	-97.7
2475.416667	-12.87	10.00	22.87	-93.6
4950.250000	-46.04	-30.00	16.04	-101.6
7433.125000	-42.99	-30.00	12.99	-99.2

This document is issued by the Company subject to its General Conditions of Service printed overleaf, available on request or accessible at http://www.sgs.com/en/Terms-and-Conditions.aspx and, for electronic format documents, subject to Terms and Conditions for Electronic Documents at http://www.sgs.com/en/Terms-and-Conditions/Terms-e-Document.aspx. Attention is drawn to the limitation of liability, indemnification and jurisdiction issues defined therein. Any holder of this document is advised that information contained hereon reflects the Company's findings at the time of its intervention only and within the limits of Client's instructions, if any. The Company's sole responsibility is to its Client and this document does not exonerate parties to a transaction from exercising all their rights and obligations under the transaction documents. This document cannot be reproduced except in full, without prior written approval of the Company. Any unauthorized alteration, forgery or falsification of the content or appearance of this document is unlawful and offenders may be prosecuted to the fullest extent of the law. Unless otherwise stated the results shown in this test report refer only to the sample(s) tested and such sample(s) are retained for 30 days only.

Mode:a; Polarization:Horizontal Middle

Test

Full Spectrum

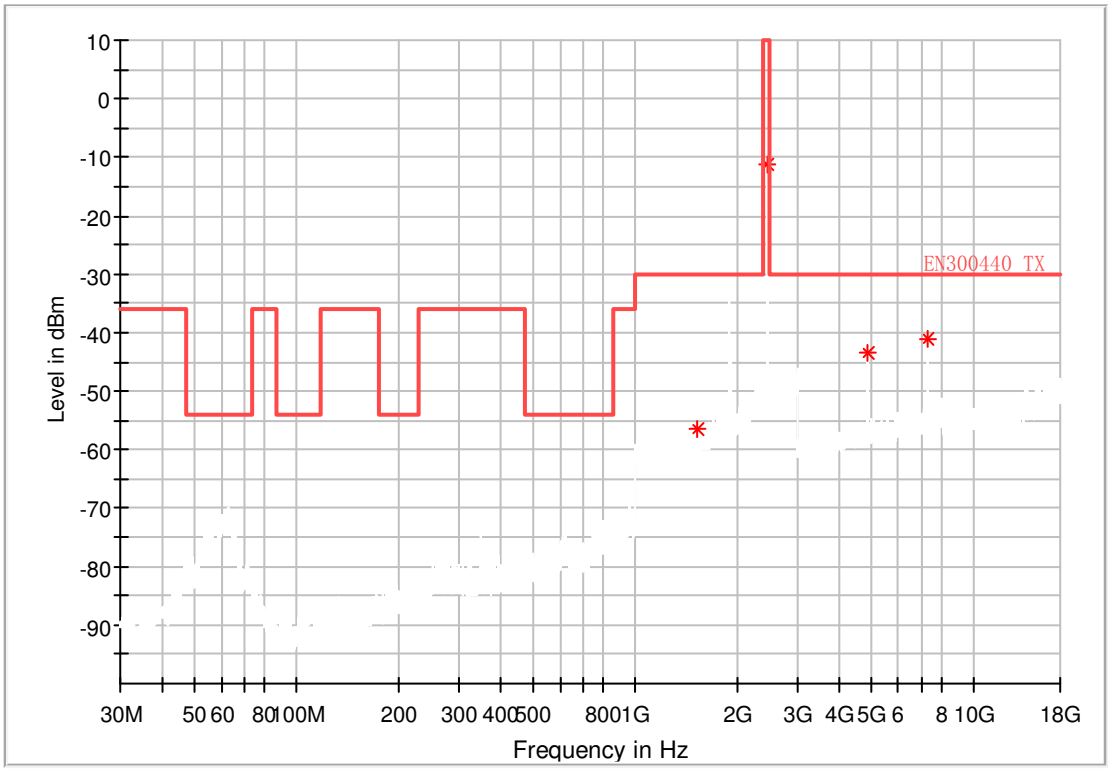

Critical_Freqs

Frequency (MHz)	MaxPeak (dBm)	Limit (dBm)	Margin (dB)	Corr. (dB)
1524.000000	-56.62	-30.00	26.62	-100.5
2445.666667	-11.25	10.00	21.25	-93.5
4890.750000	-43.31	-30.00	13.31	-101.7
7333.750000	-40.91	-30.00	10.91	-99.6

This document is issued by the Company subject to its General Conditions of Service printed overleaf, available on request or accessible at http://www.sgs.com/en/Terms-and-Conditions.aspx and, for electronic format documents, subject to Terms and Conditions for Electronic Documents at http://www.sgs.com/en/Terms-and-Conditions/Terms-e-Document.aspx. Attention is drawn to the limitation of liability, indemnification and jurisdiction issues defined therein. Any holder of this document is advised that information contained hereon reflects the Company's findings at the time of its intervention only and within the limits of Client's instructions, if any. The Company's sole responsibility is to its Client and this document does not exonerate parties to a transaction from exercising all their rights and obligations under the transaction documents. This document cannot be reproduced except in full, without prior written approval of the Company. Any unauthorized alteration, forgery or falsification of the content or appearance of this document is unlawful and offenders may be prosecuted to the fullest extent of the law. Unless otherwise stated the results shown in this test report refer only to the sample(s) tested and such sample(s) are retained for 30 days only.

Mode:a; Polarization:Vertical Middle

Test

Full Spectrum

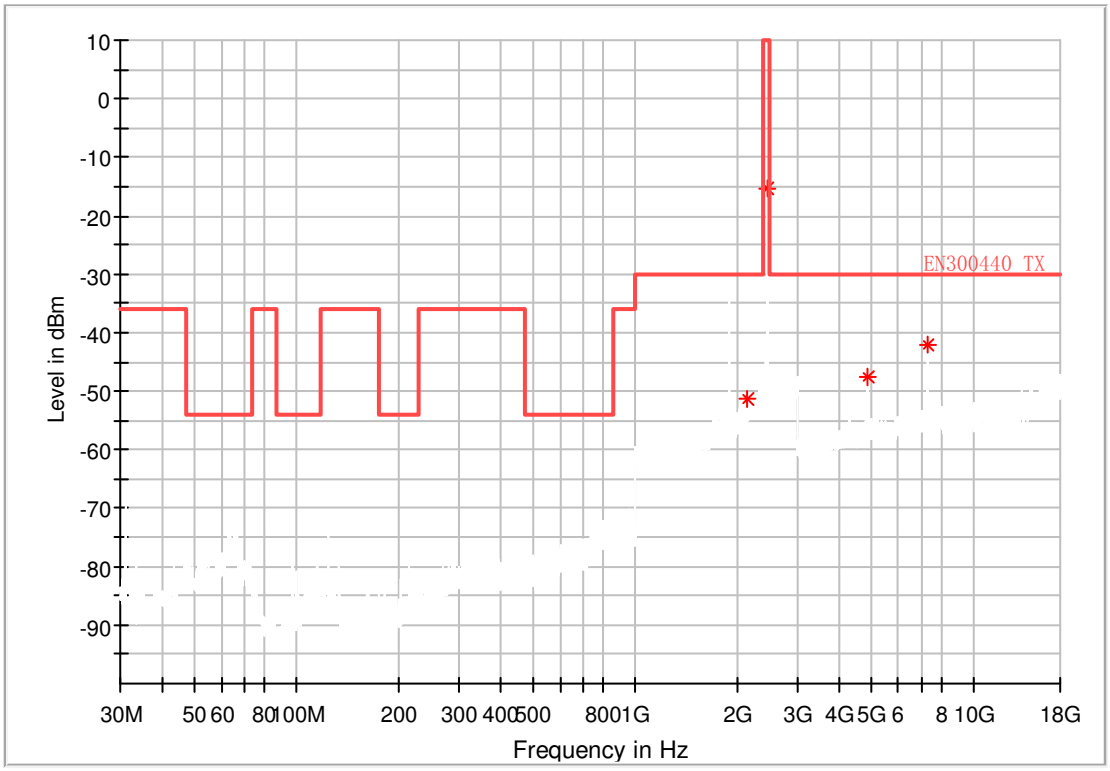

Critical_Freqs

Frequency (MHz)	MaxPeak (dBm)	Limit (dBm)	Margin (dB)	Corr. (dB)
2132.666667	-51.30	-30.00	21.30	-95.8
2445.666667	-15.25	10.00	25.25	-93.5
4890.375000	-47.61	-30.00	17.61	-101.7
7333.750000	-41.93	-30.00	11.93	-99.4

This document is issued by the Company subject to its General Conditions of Service printed overleaf, available on request or accessible at http://www.sgs.com/en/Terms-and-Conditions.aspx and, for electronic format documents, subject to Terms and Conditions for Electronic Documents at http://www.sgs.com/en/Terms-and-Conditions/Terms-e-Document.aspx. Attention is drawn to the limitation of liability, indemnification and jurisdiction issues defined therein. Any holder of this document is advised that information contained hereon reflects the Company's findings at the time of its intervention only and within the limits of Client's instructions, if any. The Company's sole responsibility is to its Client and this document does not exonerate parties to a transaction from exercising all their rights and obligations under the transaction documents. This document cannot be reproduced except in full, without prior written approval of the Company. Any unauthorized alteration, forgery or falsification of the content or appearance of this document is unlawful and offenders may be prosecuted to the fullest extent of the law. Unless otherwise stated the results shown in this test report refer only to the sample(s) tested and such sample(s) are retained for 30 days only.

Mode:a; Polarization:Horizontal Low

Test

Full Spectrum

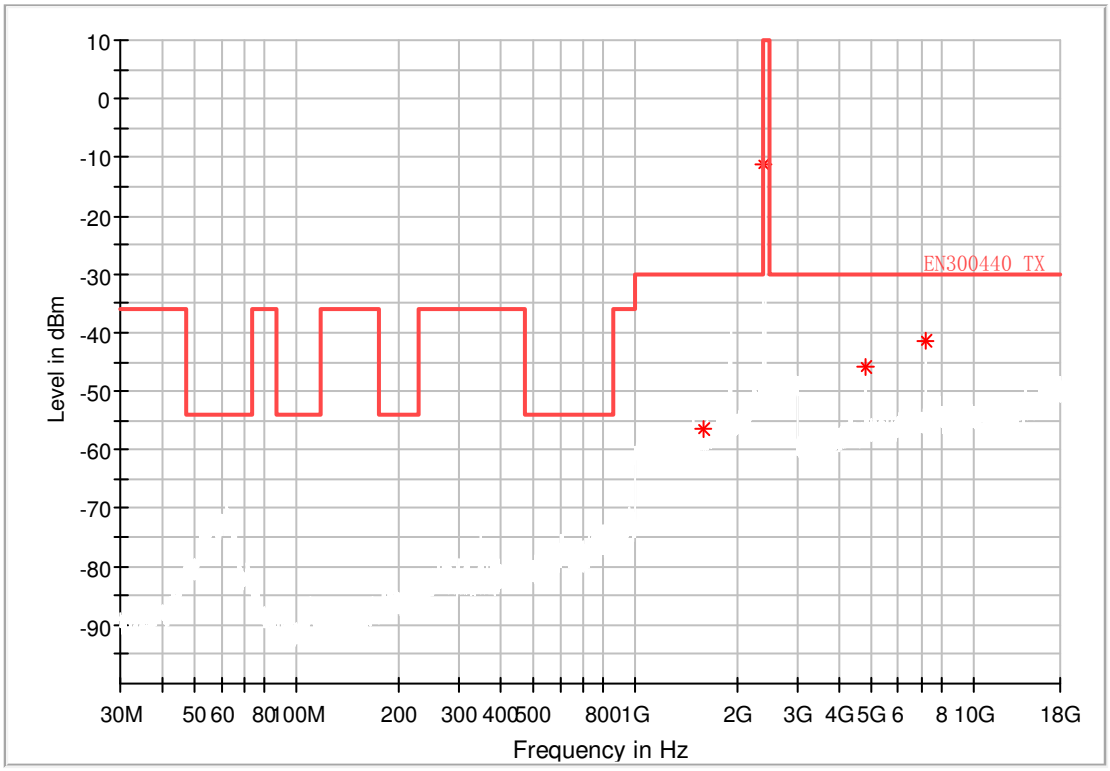

Critical_Freqs

Frequency (MHz)	MaxPeak (dBm)	Limit (dBm)	Margin (dB)	Corr. (dB)
1577.416667	-56.46	-30.00	26.46	-100.1
2404.666667	-11.36	10.00	21.36	-93.2
4808.125000	-45.72	-30.00	15.72	-102.0
7221.250000	-41.36	-30.00	11.36	-99.5

This document is issued by the Company subject to its General Conditions of Service printed overleaf, available on request or accessible at http://www.sgs.com/en/Terms-and-Conditions.aspx and, for electronic format documents, subject to Terms and Conditions for Electronic Documents at http://www.sgs.com/en/Terms-and-Conditions/Terms-e-Document.aspx. Attention is drawn to the limitation of liability, indemnification and jurisdiction issues defined therein. Any holder of this document is advised that information contained hereon reflects the Company's findings at the time of its intervention only and within the limits of Client's instructions, if any. The Company's sole responsibility is to its Client and this document does not exonerate parties to a transaction from exercising all their rights and obligations under the transaction documents. This document cannot be reproduced except in full, without prior written approval of the Company. Any unauthorized alteration, forgery or falsification of the content or appearance of this document is unlawful and offenders may be prosecuted to the fullest extent of the law. Unless otherwise stated the results shown in this test report refer only to the sample(s) tested and such sample(s) are retained for 30 days only.

Mode:a; Polarization:Vertical Low

Test

Full Spectrum

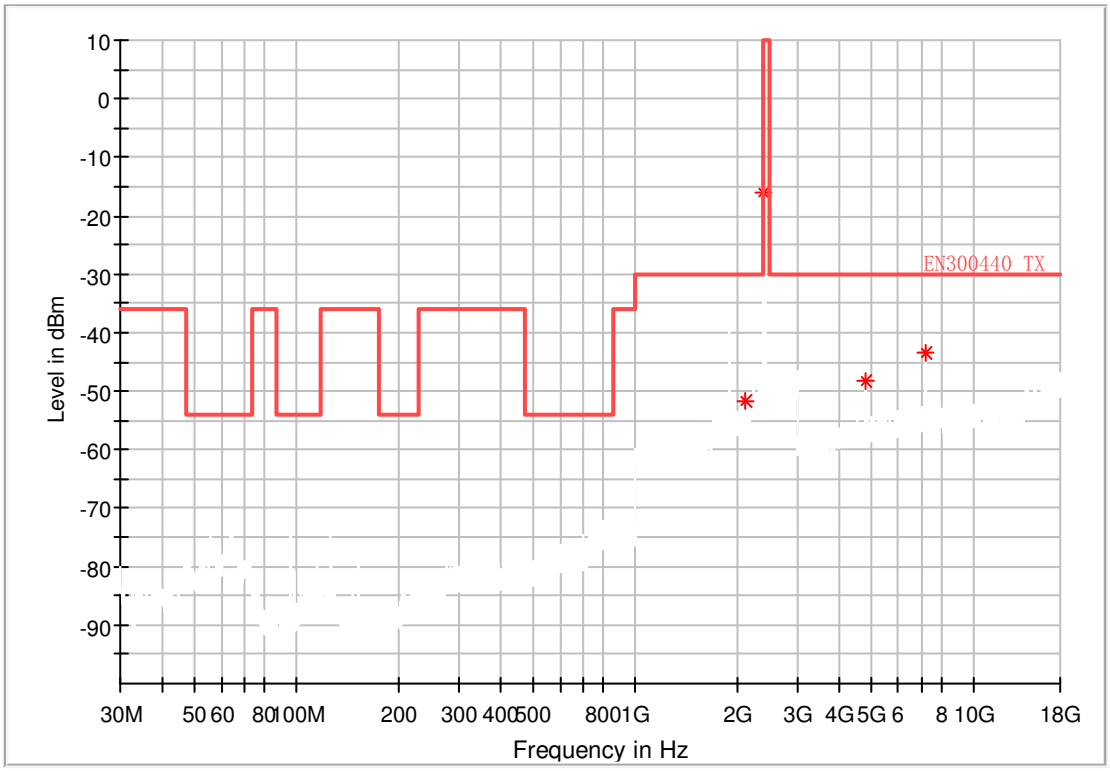

Critical_Freqs

Frequency (MHz)	MaxPeak (dBm)	Limit (dBm)	Margin (dB)	Corr. (dB)
2126.083333	-51.61	-30.00	21.61	-95.9
2405.333333	-16.19	10.00	26.19	-93.5
4810.125000	-48.24	-30.00	18.24	-102.0
7221.875000	-43.47	-30.00	13.47	-99.3

Remark:
The disturbance below 1GHz was very low, and the above harmonics were the highest point could be found when testing, so only the above harmonics had been displayed.

This document is issued by the Company subject to its General Conditions of Service printed overleaf, available on request or accessible at http://www.sgs.com/en/Terms-and-Conditions.aspx and, for electronic format documents, subject to Terms and Conditions for Electronic Documents at http://www.sgs.com/en/Terms-and-Conditions/Terms-e-Document.aspx. Attention is drawn to the limitation of liability, indemnification and jurisdiction issues defined therein. Any holder of this document is advised that information contained hereon reflects the Company's findings at the time of its intervention only and within the limits of Client's instructions, if any. The Company's sole responsibility is to its Client and this document does not exonerate parties to a transaction from exercising all their rights and obligations under the transaction documents. This document cannot be reproduced except in full, without prior written approval of the Company. Any unauthorized alteration, forgery or falsification of the content or appearance of this document is unlawful and offenders may be prosecuted to the fullest extent of the law. Unless otherwise stated the results shown in this test report refer only to the sample(s) tested and such sample(s) are retained for 30 days only.

7.4 Spurious Emission

Test Requirement EN 300 440 V2.1.1 clause 4.3.5
Test Method: EN 300 440 V2.1.1 clause 4.3.5.3
Measurement Distance: 3m
Limit:

The spurious emissions of the receiver shall not exceed the values in tables in the indicated bands:

Frequency Range	Limit
25 MHz to 1 GHz	2nW(-57dBm)
Above 1GHz	20nW(-47dBm)

This document is issued by the Company subject to its General Conditions of Service printed overleaf, available on request or accessible at http://www.sgs.com/en/Terms-and-Conditions.aspx and, for electronic format documents, subject to Terms and Conditions for Electronic Documents at http://www.sgs.com/en/Terms-and-Conditions/Terms-e-Document.aspx. Attention is drawn to the limitation of liability, indemnification and jurisdiction issues defined therein. Any holder of this document is advised that information contained hereon reflects the Company's findings at the time of its intervention only and within the limits of Client's instructions, if any. The Company's sole responsibility is to its Client and this document does not exonerate parties to a transaction from exercising all their rights and obligations under the transaction documents. This document cannot be reproduced except in full, without prior written approval of the Company. Any unauthorized alteration, forgery or falsification of the content or appearance of this document is unlawful and offenders may be prosecuted to the fullest extent of the law. Unless otherwise stated the results shown in this test report refer only to the sample(s) tested and such sample(s) are retained for 30 days only.

7.4.1 E.U.T. Operation

Operating Environment:

Temperature: 23 °C Humidity: 56 % RH Atmospheric Pressure: 1000 mbar

Test mode b:RX mode_Keep the EUT in receiving mode

7.4.2 Test Setup Diagram

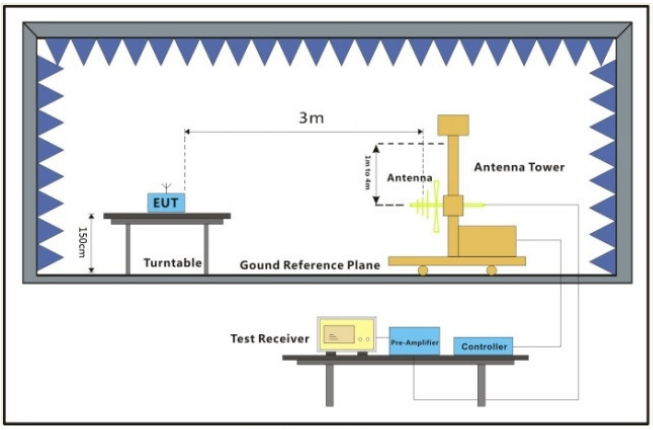

30MHz-1GHz

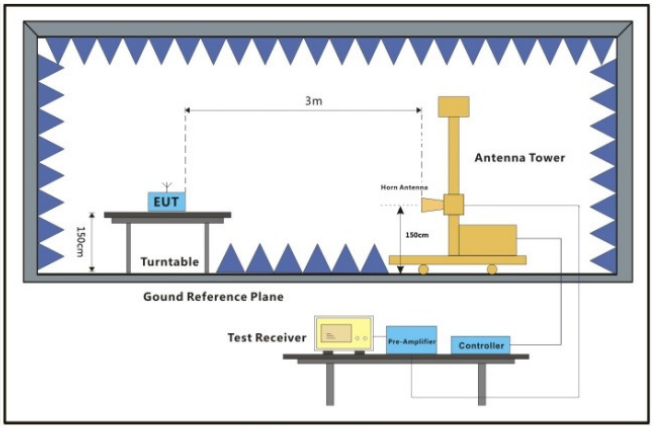

Above 1GHz

This document is issued by the Company subject to its General Conditions of Service printed overleaf, available on request or accessible at http://www.sgs.com/en/Terms-and-Conditions.aspx and, for electronic format documents, subject to Terms and Conditions for Electronic Documents at http://www.sgs.com/en/Terms-and-Conditions/Terms-e-Document.aspx. Attention is drawn to the limitation of liability, indemnification and jurisdiction issues defined therein. Any holder of this document is advised that information contained hereon reflects the Company's findings at the time of its intervention only and within the limits of Client's instructions, if any. The Company's sole responsibility is to its Client and this document does not exonerate parties to a transaction from exercising all their rights and obligations under the transaction documents. This document cannot be reproduced except in full, without prior written approval of the Company. Any unauthorized alteration, forgery or falsification of the content or appearance of this document is unlawful and offenders may be prosecuted to the fullest extent of the law. Unless otherwise stated the results shown in this test report refer only to the sample(s) tested and such sample(s) are retained for 30 days only.

7.4.3 Measurement Procedure and Data

1. Using test software to set up the lowest channel, the middle channel and the highest channel.

2. Scan from 25MHz to 25GHz, find the maximum radiation frequency to measure. No Standby Mode apply for the EUT.

3. The technique used to find the Spurious Emissions of the transmitter was the antenna substitution method. Substitution method was performed to determine the actual ERP/EIRP emission levels of the EUT.

Below 1GHz test procedure as below:

1) The EUT was powered ON and placed on a table in the chamber. The antenna of the transmitter was extended to its maximum length. Receiver mode and the measuring receiver shall be tuned to the frequency of the transmitter under test.

2) The disturbance of the transmitter was maximized on the test receiver display by raising and lowering the receive antenna and by rotating through 360° the turntable. After the fundamental emission was maximized, a field strength measurement was made.

3) Steps 1) and 2) were performed with the EUT and the receive antenna in both vertical and horizontal polarization.

4) The transmitter was then removed and replaced with another antenna. The center of the antenna was approximately at the same location as the center of the transmitter.

5) A signal at the disturbance was fed to the substitution antenna by means of a non-radiating cable. With both the substitution and the receive antennas horizontally polarized, the receive antenna was raised and lowered to obtain a maximum reading at the test receiver. The level of the signal generator was adjusted until the measured field strength level in step 2) is obtained for this set of conditions.

6) The output power into the substitution antenna was then measured.

7) Steps 5) and 6)were repeated with both antennas polarized.

8) Calculate power in dBm by the following formula:

ERP(dBm) = Pg(dBm) – cable loss (dB) + antenna gain (dBi)

where:

Pg is the generator output power into the substitution antenna.

Above 1GHz test procedure as below:

1) Different between above is the test site, change from Semi- Anechoic Chamber to fully Anechoic Chamber.

2) Calculate power in dBm by the following formula:

EIRP(dBm) = Pg(dBm) – cable loss (dB) + antenna gain (dBi)

where:

Pg is the generator output power into the substitution antenna.

This document is issued by the Company subject to its General Conditions of Service printed overleaf, available on request or accessible at http://www.sgs.com/en/Terms-and-Conditions.aspx and, for electronic format documents, subject to Terms and Conditions for Electronic Documents at http://www.sgs.com/en/Terms-and-Conditions/Terms-e-Document.aspx. Attention is drawn to the limitation of liability, indemnification and jurisdiction issues defined therein. Any holder of this document is advised that information contained hereon reflects the Company's findings at the time of its intervention only and within the limits of Client's instructions, if any. The Company's sole responsibility is to its Client and this document does not exonerate parties to a transaction from exercising all their rights and obligations under the transaction documents. This document cannot be reproduced except in full, without prior written approval of the Company. Any unauthorized alteration, forgery or falsification of the content or appearance of this document is unlawful and offenders may be prosecuted to the fullest extent of the law. Unless otherwise stated the results shown in this test report refer only to the sample(s) tested and such sample(s) are retained for 30 days only.

Mode:b; Polarization:Horizontal; Modulation Type:GFSK; Channel:Low

Test

Full Spectrum

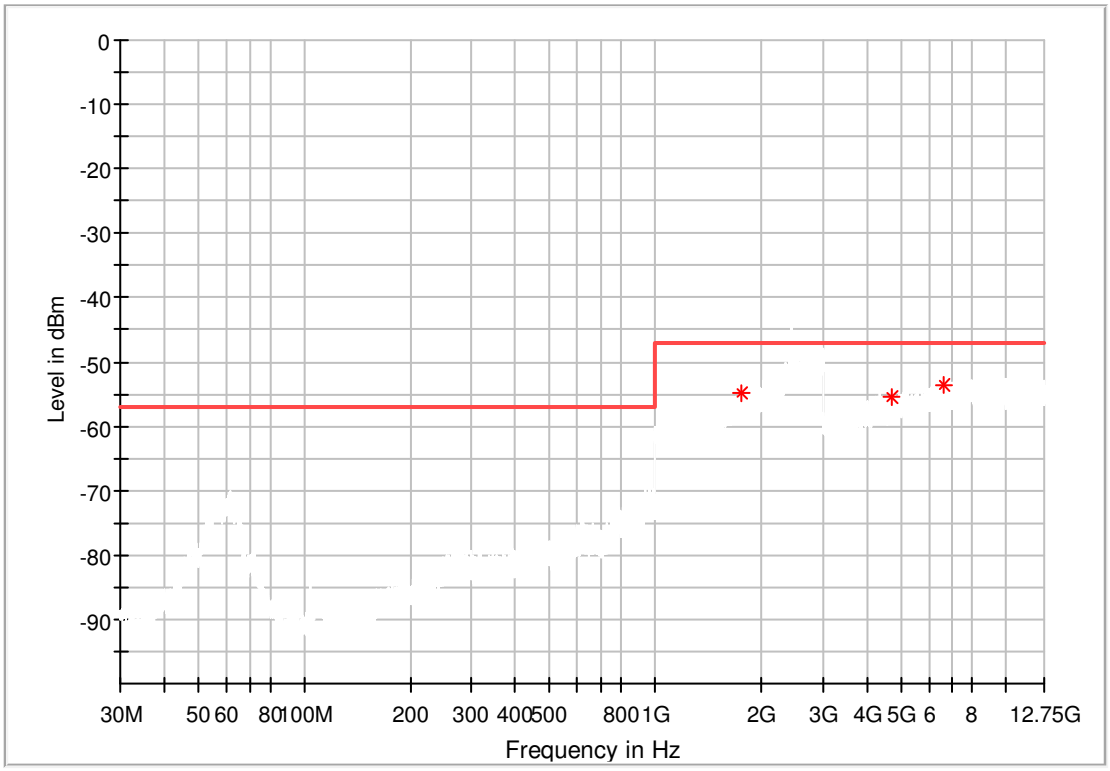

Critical_Freqs

Frequency (MHz)	MaxPeak (dBm)	Limit (dBm)	Margin (dB)	Corr. (dB)
1755.583333	-54.83	-47.00	7.83	-98.3
4719.250000	-55.53	-47.00	8.53	-102.4
6619.687500	-53.69	-47.00	6.69	-99.4

This document is issued by the Company subject to its General Conditions of Service printed overleaf, available on request or accessible at http://www.sgs.com/en/Terms-and-Conditions.aspx and, for electronic format documents, subject to Terms and Conditions for Electronic Documents at http://www.sgs.com/en/Terms-and-Conditions/Terms-e-Document.aspx. Attention is drawn to the limitation of liability, indemnification and jurisdiction issues defined therein. Any holder of this document is advised that information contained hereon reflects the Company's findings at the time of its intervention only and within the limits of Client's instructions, if any. The Company's sole responsibility is to its Client and this document does not exonerate parties to a transaction from exercising all their rights and obligations under the transaction documents. This document cannot be reproduced except in full, without prior written approval of the Company. Any unauthorized alteration, forgery or falsification of the content or appearance of this document is unlawful and offenders may be prosecuted to the fullest extent of the law. Unless otherwise stated the results shown in this test report refer only to the sample(s) tested and such sample(s) are retained for 30 days only.

Mode:b; Polarization:Vertical; Modulation Type:GFSK; Channel:Low

Test

Full Spectrum

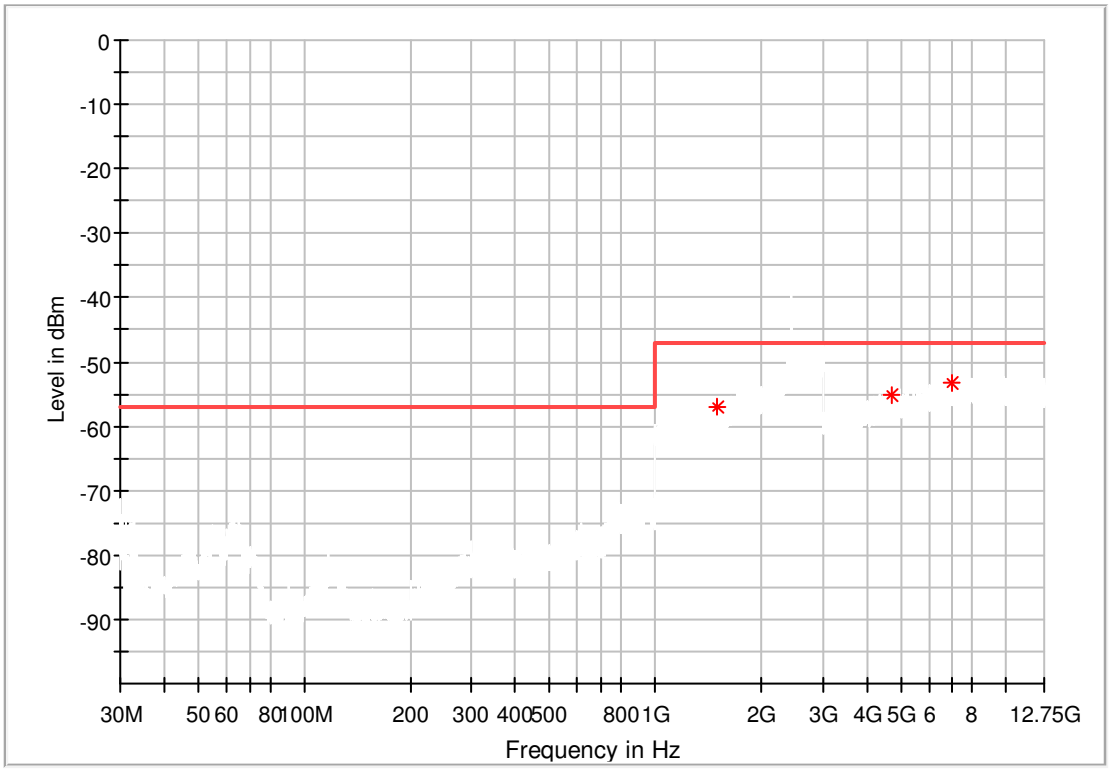

Critical_Freqs

Frequency (MHz)	MaxPeak (dBm)	Limit (dBm)	Margin (dB)	Corr. (dB)
1506.166667	-57.15	-47.00	10.15	-101.2
4684.312500	-54.99	-47.00	7.99	-102.5
6985.312500	-53.34	-47.00	6.34	-99.1

Remark:
The disturbance below 1GHz was very low, and the above harmonics were the highest point could be found when testing, so only the above harmonics had been displayed.

This document is issued by the Company subject to its General Conditions of Service printed overleaf, available on request or accessible at http://www.sgs.com/en/Terms-and-Conditions.aspx and, for electronic format documents, subject to Terms and Conditions for Electronic Documents at http://www.sgs.com/en/Terms-and-Conditions/Terms-e-Document.aspx. Attention is drawn to the limitation of liability, indemnification and jurisdiction issues defined therein. Any holder of this document is advised that information contained hereon reflects the Company's findings at the time of its intervention only and within the limits of Client's instructions, if any. The Company's sole responsibility is to its Client and this document does not exonerate parties to a transaction from exercising all their rights and obligations under the transaction documents. This document cannot be reproduced except in full, without prior written approval of the Company. Any unauthorized alteration, forgery or falsification of the content or appearance of this document is unlawful and offenders may be prosecuted to the fullest extent of the law. Unless otherwise stated the results shown in this test report refer only to the sample(s) tested and such sample(s) are retained for 30 days only.

8 Photographs

8.1 Equivalent isotropically radiated power Test Setup



8.2 Unwanted emissions in the spurious domain Test Setup



This document is issued by the Company subject to its General Conditions of Service printed overleaf, available on request or accessible at http://www.sgs.com/en/Terms-and-Conditions.aspx and, for electronic format documents, subject to Terms and Conditions for Electronic Documents at http://www.sgs.com/en/Terms-and-Conditions/Terms-e-Document.aspx. Attention is drawn to the limitation of liability, indemnification and jurisdiction issues defined therein. Any holder of this document is advised that information contained hereon reflects the Company's findings at the time of its intervention only and within the limits of Client's instructions, if any. The Company's sole responsibility is to its Client and this document does not exonerate parties to a transaction from exercising all their rights and obligations under the transaction documents. This document cannot be reproduced except in full, without prior written approval of the Company. Any unauthorized alteration, forgery or falsification of the content or appearance of this document is unlawful and offenders may be prosecuted to the fullest extent of the law. Unless otherwise stated the results shown in this test report refer only to the sample(s) tested and such sample(s) are retained for 30 days only.

8.3 Spurious Emission Test Setup

This document is issued by the Company subject to its General Conditions of Service printed overleaf, available on request or accessible at http://www.sgs.com/en/Terms-and-Conditions.aspx and, for electronic format documents, subject to Terms and Conditions for Electronic Documents at http://www.sgs.com/en/Terms-and-Conditions/Terms-e-Document.aspx. Attention is drawn to the limitation of liability, indemnification and jurisdiction issues defined therein. Any holder of this document is advised that information contained hereon reflects the Company's findings at the time of its intervention only and within the limits of Client's instructions, if any. The Company's sole responsibility is to its Client and this document does not exonerate parties to a transaction from exercising all their rights and obligations under the transaction documents. This document cannot be reproduced except in full, without prior written approval of the Company. Any unauthorized alteration, forgery or falsification of the content or appearance of this document is unlawful and offenders may be prosecuted to the fullest extent of the law. Unless otherwise stated the results shown in this test report refer only to the sample(s) tested and such sample(s) are retained for 30 days only.

8.4 EUT Constructional Details

Refer to Appendix A - Photographs of EUT Constructional Details for SZEM1707007840CR.

This document is issued by the Company subject to its General Conditions of Service printed overleaf, available on request or accessible at http://www.sgs.com/en/Terms-and-Conditions.aspx and, for electronic format documents, subject to Terms and Conditions for Electronic Documents at http://www.sgs.com/en/Terms-and-Conditions/Terms-e-Document.aspx. Attention is drawn to the limitation of liability, indemnification and jurisdiction issues defined therein. Any holder of this document is advised that information contained hereon reflects the Company's findings at the time of its intervention only and within the limits of Client's instructions, if any. The Company's sole responsibility is to its Client and this document does not exonerate parties to a transaction from exercising all their rights and obligations under the transaction documents. This document cannot be reproduced except in full, without prior written approval of the Company. Any unauthorized alteration, forgery or falsification of the content or appearance of this document is unlawful and offenders may be prosecuted to the fullest extent of the law. Unless otherwise stated the results shown in this test report refer only to the sample(s) tested and such sample(s) are retained for 30 days only.

9 Appendix

9.1 Appendix 300440

1. -6dB Bandwidth

Mode	Channel (Frequency)	-6dB Bandwidth(MHz)	Conclusion
GFSK	L	0.697	N/A
	M	0.701	N/A
	H	0.703	N/A

2. Equivalent Isotropically Radiated Power

Test Conditions Temp (℃)/ Volt (V DC)	Mode	Channel (Frequency)	EIRP Value (dBm)	Limit (dBm)	Result
TNVN	GFSK	L	-11.36	10	PASS
		M	-11.25	10	PASS
		H	-12.47	10	PASS
VLTL	GFSK	L	-11.35	10	PASS
		M	-11.23	10	PASS
		H	-12.43	10	PASS
VHTL	GFSK	L	-11.33	10	PASS
		M	-11.20	10	PASS
		H	-12.42	10	PASS
VLTH	GFSK	L	-11.34	10	PASS
		M	-11.26	10	PASS
		H	-12.48	10	PASS
VHTH	GFSK	L	-11.35	10	PASS
		M	-11.24	10	PASS
		H	-12.44	10	PASS
Remark: EIRP= Read EIRP value (dBm) + 10 log (1/x) X=duty cycle					

This document is issued by the Company subject to its General Conditions of Service printed overleaf, available on request or accessible at http://www.sgs.com/en/Terms-and-Conditions.aspx and, for electronic format documents, subject to Terms and Conditions for Electronic Documents at http://www.sgs.com/en/Terms-and-Conditions/Terms-e-Document.aspx. Attention is drawn to the limitation of liability, indemnification and jurisdiction issues defined therein. Any holder of this document is advised that information contained hereon reflects the Company's findings at the time of its intervention only and within the limits of Client's instructions, if any. The Company's sole responsibility is to its Client and this document does not exonerate parties to a transaction from exercising all their rights and obligations under the transaction documents. This document cannot be reproduced except in full, without prior written approval of the Company. Any unauthorized alteration, forgery or falsification of the content or appearance of this document is unlawful and offenders may be prosecuted to the fullest extent of the law. Unless otherwise stated the results shown in this test report refer only to the sample(s) tested and such sample(s) are retained for 30 days only.

3. Permitted Range of Operating Frequencies

Test Conditions Temp (℃)/ Volt (V DC)	Mode	CH(Frequency)	Result(MHz)	Limit (MHz)	Conclusion
VNTN	GFSK	L	2404.677	>2400	PASS
		H	2475.518	<2483.5	PASS
VLTL	GFSK	L	2404.658	>2400	PASS
		H	2475.521	<2483.5	PASS
VLTH	GFSK	L	2404.667	>2400	PASS
		H	2475.526	<2483.5	PASS
VHTL	GFSK	L	2404.674	>2400	PASS
		H	2475.514	<2483.5	PASS
VHTH	GFSK	L	2404.655	>2400	PASS
		H	2475.508	<2483.5	PASS

This document is issued by the Company subject to its General Conditions of Service printed overleaf, available on request or accessible at http://www.sgs.com/en/Terms-and-Conditions.aspx and, for electronic format documents, subject to Terms and Conditions for Electronic Documents at http://www.sgs.com/en/Terms-and-Conditions/Terms-e-Document.aspx. Attention is drawn to the limitation of liability, indemnification and jurisdiction issues defined therein. Any holder of this document is advised that information contained hereon reflects the Company's findings at the time of its intervention only and within the limits of Client's instructions, if any. The Company's sole responsibility is to its Client and this document does not exonerate parties to a transaction from exercising all their rights and obligations under the transaction documents. This document cannot be reproduced except in full, without prior written approval of the Company. Any unauthorized alteration, forgery or falsification of the content or appearance of this document is unlawful and offenders may be prosecuted to the fullest extent of the law. Unless otherwise stated the results shown in this test report refer only to the sample(s) tested and such sample(s) are retained for 30 days only.