HOW TO USE PRODUCT GUIDE

AK 013
RUST STREAKS

This enamel product has been designed to create realistic rust streaking effects in your models. Easy to apply. Very realistic color.

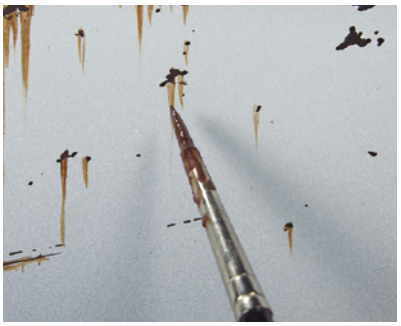





To create rust streaks apply the product directly from the jar with a fine brush and vertical strokes from top to bottom.

It is convenient to use a clean brush, in good condition, damped in thinner AK011 White Spirit to work. It is convenient to dry it a little on some paper before each pass.

Once the product dries with the not too wet brush soften the surface sweeping vertically from top to bottom.

Repeat the process until you achieve the desired effect.

Here you can see the product applied over this mech.