HOW TO USE PRODUCT GUIDE

AK 082
ENGINE GRIME

This matte enamel product allows the modeler to render a dark yet greyish color to represent grime on engines, especially engines that have been in use for a long time. Apply with a brush or an airbrush to obtain various grime effects.



Apply the product directly from the jar with a brush, finding the nooks and crevices where the engine dirt is more likely to appear.

Dip the brush in White Spirit to start removing the excess and softening the parts where there should not be a high concentration of grime.



It is important to soften the edges in some parts otherwise it will not look realistic, repeat the process until you are satisfied with the result.

It can be also be used by brush to spread the effect over certain areas.