HOW TO USE PRODUCT GUIDE

AK 094
INTERIOR STREAKING EFFECTS

With this product we can create a streaking grime effect on the light tones of the interior of our vehicles, such as RAL 9001 Cremeweiss or white. Just paint vertical lines and fade them with a flat brush damp with White Spirit.



Paint on the streaks with a fine pointed brush on the desired places.

Let the paint dry for about 20 minutes before you take a brush moistened with white spirit and blend in the streaks by a soft swipe over the earlier applied streaks.

Repeat the process if desired to enhance the effect.



Do not overdo the effect otherwise it will look unrealistic. The best way is to observe real references.

Real reference of a weathered interior.